

# Mini-Plus Ceiling System

2.5, 3, 4, and 5 ton

## R-410a



**DCA**  
DATA AIRE INC.

ISO 9001 Certified



DATA AIRE'S *Mini-Plus Ceiling System*<sup>TM</sup> is designed for environments where floor space is limited. Engineered for ducted above ceiling applications, the *Mini-Plus* is available in a wide range of system configurations and types; air cooled, water/glycol cooled, and chilled water. Split or packaged. *Mini-Plus Ceiling Systems* function with complete independence from other building air conditioning and ventilation systems.

**High Performance, Low Cost**

The *Mini-Plus Ceiling System* is engineered and built by Data Aire, the pioneer in precision cooling equipment. The *Mini-Plus* offers unparalleled quality at competitive prices. Every *Mini-Plus* system comes with Data Aire's commitment to excellence which began with its first precision cooling machine and has been tested and proven for more than thirty years.

**Data Aire Delivers**

*Mini-Plus Ceiling Systems* are not standard units shipped from stock. Each unit is built to specific needs and requirements. The standard ship cycle is ten working days from date of order. Optional premium orders can be expedited in one week. Call your local Data Aire sales representative for details.

**Table of Contents**

- Design Features..... 4 - 8
- Options ..... 9 - 10
- Standard Unit Features..... 11
- Model Number Identification.....12
- Shipping Weights.....13
- Performance Data
  - Air Cooled ..... 14 - 17
  - Water Cooled..... 18 - 21
  - Chilled Water ..... 22 - 25
- Electrical Data Index .....26
- Unit Drawings.....57

## DESIGN FEATURES

### CONTROL SYSTEM

Standard units are shipped with Data Aire's wall mounted microprocessor *Mini dap4*.

### ELECTRICAL

All electrical components including capacitors, relays, and control transformers are pre-wired. Each unit is provided with a microswitch to prevent condensate pan overflow. The microswitch will disable the unit prior to pan overflow should the drain line become plugged with debris.

### ELECTRIC REHEAT

6 kW reheat is standard on 2.5 through 4 ton *Mini-Plus* units (5 ton *Mini-Plus* units have 6 kW reheat on single phase and 12 kW reheat on three phase). Electric reheat is accomplished with low watt, low density finned tube fabricated of stainless steel core sheath with plated fins to withstand moist conditions. Reheat is installed on the air discharge side of the cooling coil and provides ample capacity to maintain room dry bulb conditions during dehumidification. Low-watt density coils eliminate ionization associated with open air electric resistance heating.

### CABINET

*Mini-Plus* indoor sections are constructed with tubular steel frames for strength and service access. Removable galvanized steel panels are lined with 1/2 inch thick closed cell insulation for quiet and efficient operation. An integral filter section with 2" filters is standard.

## AIR COOLED - PACKAGED SYSTEM

### Evaporator Section

The evaporator section is a draw-through type with double width, double inlet blower with belt drive and variable pitch sheave. The self-aligning ball bearings are rated for a minimum life of 100,000 hours.

The evaporator coil is constructed of copper tubes and aluminum fins. The single stage refrigeration circuit includes an expansion valve with external equalization. A stainless steel drain pan is standard.

### Condensing Section

The attached condensing unit contains a scroll compressor with crankcase heater, filter drier, sight glass, and condenser coil. The condenser coil is constructed with copper tubes and aluminum fins. The condenser blower is double inlet, double width with belt drive and variable pitch sheave.

---

Field supplied return and supply air ductwork is required for all *Mini-Plus* evaporator and condensing sections.

(See drawing - 535-900-001)

## AIR COOLED - SPLIT SYSTEM with INDOOR CONDENSING UNIT

### Evaporator Section

The evaporator section is a draw-through type with double width, double inlet blower with belt drive and variable pitch sheave. The self-aligning ball bearings are rated for a minimum life of 100,000 hours.

The evaporator coil is constructed of copper tubes and aluminum fins. The expansion valve with external equalization is contained in the evaporator section. A stainless steel drain pan is standard.

### Condensing Section

The condensing unit contains a scroll compressor with crankcase heater, filter drier, sight glass, and condenser coil. The condenser coil is constructed with copper tubes and aluminum fins. The condenser blower is double inlet, double width with belt drive and variable pitch sheave.

---

Field supplied return and supply air duct work is required for all *Mini-Plus* evaporator and condensing sections.

Field piping and wiring is required between the indoor evaporator and condensing unit sections.  
(See drawing 535-900-002)

## DESIGN FEATURES

### **AIR COOLED - SPLIT SYSTEM with INDOOR CONDENSER**

#### Evaporator/Compressor Section

The evaporator section is a draw through type with double width, double inlet blower with belt drive and variable pitch sheave. The self-aligning ball bearings are rated for a minimum life of 100,000 hours. The evaporator coil is constructed of copper tubes and aluminum fins. The expansion valve with external equalization is contained in the evaporator section. A stainless steel drain pan is standard.

The condensing section is contained in a "side car" and attached to the evaporator section. The condensing section includes a scroll compressor with crankcase heater, filter drier and sight glass.

#### Condenser Section

The condenser section includes a condenser coil and condenser blower. The condenser coil is constructed of copper tubes and aluminum fins. The blower is double inlet, double width with belt drive and variable pitch sheave.

---

Field supplied return and supply air duct work is required for all *Mini-Plus* evaporator and condenser sections.

Field piping and wiring is required between the indoor evaporator/compressor and the condenser section.

Single power source is provided at the evaporator section, for both sections, unless ordered with optional separate power sources.

(See drawing - 535-900-008)

### **AIR COOLED - SPLIT SYSTEM with OUTDOOR CONDENSING UNIT**

#### Evaporator Section

The evaporator section is a draw-through type with double width, double inlet blower with belt drive and variable pitch sheave. The self-aligning ball bearings are rated for a minimum life of 100,000 hours.

The evaporator coil is constructed of copper tubes and aluminum fins. The single stage refrigeration circuit includes an expansion valve with external equalization. A stainless steel drain pan is standard.

Field supplied return and supply air ductwork is required for all *Mini-Plus* evaporator section.

### **AIR COOLED - SPLIT SYSTEM with OUTDOOR CONDENSING UNIT, *continued***

#### Outdoor Condensing Section

The condensing unit contains a scroll compressor with crankcase heater, filter drier, sight glass, and condenser coil. The condenser coil is constructed with copper tubes and aluminum fins. The galvanized steel housing and fan guard are powder coated for longer life. The energy efficient condenser fan is thermally protected. Air discharge is vertical. The condenser fan is variable speed for head pressure control to -20° F ambient conditions.

Field piping and wiring is required between the indoor evaporator section and the outdoor condensing unit.  
(See drawing - 535-900-005)

### **AIR COOLED - SPLIT SYSTEM with OUTDOOR CONDENSER**

#### Evaporator/Compressor Section

The evaporator section is a draw through type with double width, double inlet blower with belt drive and variable pitch sheave. The self-aligning ball bearings are rated for a minimum life of 100,000 hours. The evaporator coil is constructed of copper tubes and aluminum fins. The expansion valve with external equalization is contained in the evaporator section. A stainless steel drain pan is standard. The compressor section is contained in a "side car" and attached to the evaporator section and includes a scroll compressor with crankcase heater, filter drier and sight glass.

Field supplied return and supply air duct work is required for all *Mini-Plus* evaporator section.

#### Outdoor Condenser Section

The outdoor condenser includes a condenser coil, integral factory wired panel and condenser fan motor. The condenser coil is constructed of copper tubes and aluminum fins. The thermally protected fan motor is variable speed for head pressure control to -20° F ambient conditions. The galvanized steel housing is powder coated for longer life.

Field piping and wiring is required between the indoor evaporator/compressor and the condenser sections.

(See drawing - 535-900-006)

## DESIGN FEATURES

### WATER COOLED - PACKAGED SYSTEM

#### Evaporator Section

The evaporator section is a draw-through type with double width, double inlet blower with belt drive and variable pitch sheave. The self-aligning ball bearings are rated for a minimum life of 100,000 hours.

The evaporator coil is constructed of copper tubes and aluminum fins. The single stage refrigeration circuit includes an expansion valve with external equalization. A stainless steel drain pan is standard.

Field supplied return and supply air duct work is required for all *Mini-Plus* evaporator sections.

#### Compressor Section

The attached compressor section includes a scroll compressor with crankcase heater, filter drier, sight glass, coaxial condenser and head pressure water regulating valve. Maximum water pressure is 150 psi.

A dry cooler (fluid cooler) or water cooling source is required on water cooled systems.

(See drawing - 535-900-003)

### WATER COOLED - SPLIT SYSTEMS

For applications with space restrictions water cooled systems may be ordered as split systems. The evaporator section and compressor sections (see Water Cooled - Packaged Systems) are shipped separately.

Field piping and wiring is required between the evaporator and compressor sections. Field supplied return and supply air duct work is required for all *Mini-Plus* evaporator sections.

A dry cooler (fluid cooler) or water cooling source is required on water cooled systems.

Single power source is provided at the evaporator section, for both sections, unless ordered with optional separate power sources.

(See drawing - 535-900-004)

### CHILLED WATER SYSTEMS

#### Blower Section/Coil Section

The blower section contains a double width, double inlet blower with belt drive and a variable pitch sheave and blower motor. The self-aligning ball bearings are rated for a minimum life of 100,000 hours.

The chilled water coil and chilled water valve are housed in the blower section as well. The chilled water coil is constructed of copper tube and aluminum fins. Utilizing chilled water from an existing chilled water loop, water flow is controlled by a 2-way valve for accurate and economical temperature control and dehumidification. The drain pan is constructed from stainless steel.

Field supplied return and supply air duct work is required for all *Mini-Plus* blower sections.

(See drawing - 535-900-007)



## SYSTEM CONTROL

Unit control is maintained with the microprocessor based *Mini dap<sup>TM</sup>4*. The *Mini dap4* is an advanced controller with 50 MHz, 32 bit microprocessor and is comprised of three components, a wall mounted display module, a control module mounted inside the unit and a remote temperature and humidity sensor. The *Mini dap4* monitors the controlled environment's temperature, humidity, air flow, and cleanliness, but also provides alarm history and an automatic self-test of the microprocessor on system start-up. Multiple messages are displayed by automatically scrolling from each message to the next. All messages are presented in a clear vernacular format on the liquid crystal display (LCD). Multiple alarms are displayed sequentially in order of occurrence.

*OPERATION* - Holding down the "ESC" button for a minimum of five seconds activates the *Mini dap4*, push buttons allow menu selection for programming, operational information, diagnostics, and historical data. The two-level password feature prevents unauthorized access. Menu programmed information for basic system operation and alarm parameters is nonvolatile.

### *PROGRAMMABLE FUNCTIONS :*

Temperature Setpoint	Temperature Deadband
System Start Delay	Low Temperature Alarm Limit
Humidity Deadband	Humidity Setpoint
High Humidity Alarm Limit	Low Humidity Alarm Limit
Define Password	Reset Equipment Runtimes
Audio Alarm Mode	Compressor Short Cycle Alarm
Humidity Anticipation	Compressors(s)
Calibrate Temperature Sensor	Temperature Scale
High Temperature Alarm Limit	Water Valve Voltage Range*
Firestat Temperature Alarm Limit	Manual Diagnosis
No water flow alarm action*	Remote Alarm contacts
Calibrate Discharge Air Sensor*	Person to contact on Alarm
Compressor Lead/Lag Sequence*	Dehumidification Mode
Power Problem or Restart Mode	Scheduled Normal Maintenance
Reheat mode	Calibrate Humidity
Humidifier	Compressor Assists to Energy Saver*
Network Protocol	Low Discharge Temperature Alarm Limit*
Calibrate Chilled Water Temperature Sensor*	

### *DISPLAYED CONDITIONS, DATA, and FUNCTIONS:*

Temperature setpoints	Humidity setpoint
Current temperature	Current humidity
Cooling 1, 2 (as applicable)	Reheat
Humidification	Dehumidification

*ALARMS* - Alarm conditions are displayed and monitored on the microprocessor LCD along with an audible alarm. The alarm silence switch will quiet the audible alarm but the display will continue to indicate the alarm condition until it is corrected. The following alarms are displayed:

High temperature warning	High humidity warning
Low temperature warning	Low humidity warning
High pressure compressor	High condensate water level
Firestat tripped	No air flow
Compressor short cycle	Low voltage warning
Temperature sensor error	Power failure restart
Humidity sensor error	Local alarms
Maintenance required	Person to contact on alarm

\* - Some of the programmable elections, displays or alarms may require additional components or sensors.

## SYSTEM CONTROL - continued

### HISTORICAL DATA:

High/low temperature last 24 hours

Blower, compressor 1, compressor 2\*, reheat, dehumidification, Energy Saver\*,

Equipment runtimes for:

Humidifier, and chilled water \*


Alarm history (last 100 alarms)

High/low humidity last 24 hours

Low temperature last 24 hours

High humidity last 24 hours

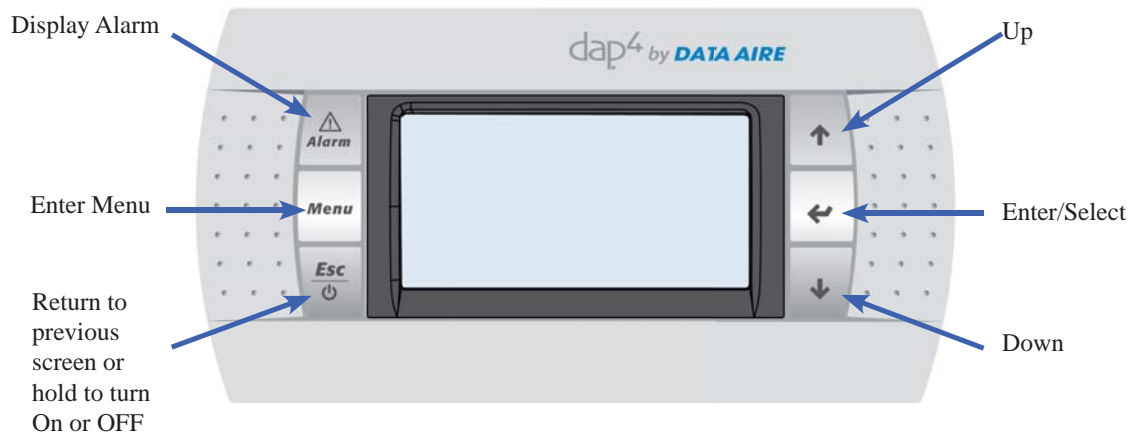
### Control Module








### Temperature and Humidity Sensor



### Display Module



### Button Functions

	Allows viewing of active alarms Silences audible alarms Resets active alarms		Allows scrolling to next screen Allows values changes (increase)
	Allows entry to Main Menu		Allows entry to Menus Advances cursor
	Return to previous screen Hold five seconds to turn ON or OFF		Returns to previous screen Allows value changes (decrease)



## OPTIONS

**ENERGY SAVER COIL** - Water/glycol units may be ordered with *Energy Saver* coil to provide total required capacity. Whenever the incoming water/glycol temperature is below 45° F/7.2° C, *Energy Saver* cooling is available and mechanical cooling stops. The *Energy Saver* will operate as long as there is a call for cooling. If the temperature goes beyond setpoint plus 2 degrees, the *Energy Saver* valve will close and mechanical (DX) cooling will begin.

Units with *Energy Saver* are provided with next size motor and 3-way, 2-position valve. Common piping for coil and condenser.

**NOTE:** The cabinet height increases to 28.5”.

**AUXILIARY CHILLED WATER COIL** - Air cooled or water/glycol units. When an existing chilled water loop is available, units can be fitted with an auxiliary chilled water coil. Units will operate using chilled water for cooling. Upon a loss of water flow or an increase in room temperature the system will bring on compressor (DX) cooling. Separate piping is provided for the chilled water coil.

Units with auxiliary chilled water coil are provided with next size motor and 3-way, 2 position valve. **NOTE:** The cabinet height increases to 28.5”.

**STEAM GENERATOR HUMIDIFIER** - An electric steam generator humidifier with disposable cylinder and self-regulating auto flush is available. A five pound per hour humidifier may be added on all units (2.5 - 5 tons). A 10 pound per hour humidifier is also available on the 4 and 5 ton size units.

The 10 pound per hour humidifier can also be ordered with modulating control. Modulation feature allows the humidifier to match its output to the signal from the humidity control.

**HOT WATER REHEAT** - Where hot water is available, a water coil for reheat may be ordered. The coil is designed for 150 psi maximum water pressure and includes a 2-way valve. Units with hot water reheat do not include electric reheat.

**HOT GAS REHEAT** - The unit's hot gas discharge may be used for reheat and maximum system efficiency. Electric reheat is eliminated.

**NOTE:** Hot gas reheat option is not available with all configurations (consult factory on unit availability) or *Energy Saver* option. The next size motor selection is recommended.

**DISCONNECT SWITCH** - A unit mounted disconnect switch with 1/4 turn latch may be added. The switch must be in the “OFF” position to remove panel and access electrical compartment.

**SEPARATE POWER SOURCE** - Indoor split systems may be ordered with separate power feeds. A power connection is provided for both the evaporator section and/or condenser/condensing unit.

**HOT GAS BYPASS** - A hot gas bypass valve is available for applications that create low suction pressure conditions that could lead to coil freeze and/or compressor cycling. In facilities such conditions generally exist in instances where; 1) a unit's dehumidification mode needs to run for extended period of time; or 2) a room is designed for low entering air conditions; or 3) a unit is utilizing an oversized condenser at low outdoor ambient conditions.

When the system suction pressure is high enough it will maintain pressure on the leaving side of the hot gas bypass valve to keep the valve port closed. Should the suction pressure decrease below the desired setting, the pressure from the suction line forces the diaphragm, which off-sets the spring pressure, allowing the spring to push the valve open. The opening of this valve allows some hot gas to mix with the refrigerant in the suction line raising the evaporator pressure. This increases the suction pressure in the system back to the desired setting. The hot gas bypass can be manually adjusted within a certain range to fine tune the unit to a desired suction pressure in the field.

**LOW AMBIENT CONTROL DAMPER** - Indoor air cooled packaged or split systems may be ordered with a low ambient control damper. A damper section with head pressure operator enables unit to operate down to -30° F/34.4° C. Damper section and control ships loose for field installation.

**UNIT MOUNTED RECEIVER** - Unit mounted receiver in compressor section with pressure control and liquid line solenoid valve. Receiver allows unit to operate down to -30° F/34.4° C.

**NOTE:** Only available on units with remote outdoor condenser sections.

**REMOTE RECEIVER** - Insulated receiver with head pressure control valve. Liquid line solenoid valves are included.

**NOTE:** Consult with factory on runs exceeding 50 feet.

### **3-WAY WATER REGULATING VALVE**

A 3-way pressure control valve replaces the standard 2-way valve.

## OPTIONS

**3-WAY CHILLED WATER** - A 3-way chilled water valve replaces the standard 2-way valve.

**CONDENSATE PUMP** - Ships loose for field installation. Available in 115 or 230 volt. Power source is required. Pump has maximum of 8 feet head. Recommended installation is exterior to unit, preferably side mount. Option 210, side mounting kit, is available to facilitate this installation.

**CEILING MOUNTED RETURN AIR GRILLE** - A return air filter box with hinged grille and filter designed to fit in a dropped ceiling is available. Filters are easily removed and replaced through the hinged door. A duct connection is provided. **NOTE:** Duct from filter box to unit is field supplied.

**VERTICAL SUPPLY/RETURN AIR PLENUM** - Available for 2.5 and 3 ton evaporator section only. Consists of a supply and return air plenum that fits in a 2 x 4 foot ceiling grid. Eliminates requirement for duct in ceiling space. **NOTE:** Unit height is increased by 9.5 inches. The minimum ceiling requirement is 33.5 inches for units with vertical supply/return air grille option.

**EXTENDED COMPRESSOR WARRANTY** An additional four compressor warranty may be added to supplement standard eighteen month warranty.

## CONTROLS

### **COOLING ONLY THERMOSTAT**

When reheat is deleted from the unit you can use the cooling only thermostat in place of the *Mini-dap4* for temperature control.

### **COOLING ONLY PROGRAMMABLE THERMOSTAT**

This option is similar to the cooling only thermostat the but includes the ability for 5/2 day temperature programming. The easy to read full function LCD provides 12 or 24 hour clock display. (Only available when reheat is deleted from the *Mini-Plus Ceiling System*.)

### **EXPANDED *dap4***

Can be used in a DX system that requires more than two (2) optional alarms or a chilled water system that requires more than three (3) optional alarms or when the job requires both modulating Nortec humidifier and modulating chilled water valve.

## SITE CONTROLS

### ***DARA-4***

This highly functional and economical site controller permits control of up to four units providing unit rotation, flexible backup capabilities, and communication with BMS systems that accept a dry set of alarm contact.

## STANDARD FEATURES

### *Mini-Plus Ceiling Systems 2.5, 3, 4, and 5 ton*

*Mini dap4* microprocessor,  
Belt drive motor with variable pitch sheave,  
Stainless steel drain pan,  
Electric reheat,  
Unit mounted return air filter section,  
Expansion valve with external equalizer,  
Filter drier,  
High pressure safety switch,  
Low pressure safety switch,  
Scroll compressor,  
Crankcase heater,  
Compressor anti-short cycle timer,  
Micro-switch for condensate pan overflow,  
2-way water regulating valve,  
Plate-fin condenser,  
2-way chilled water valve.

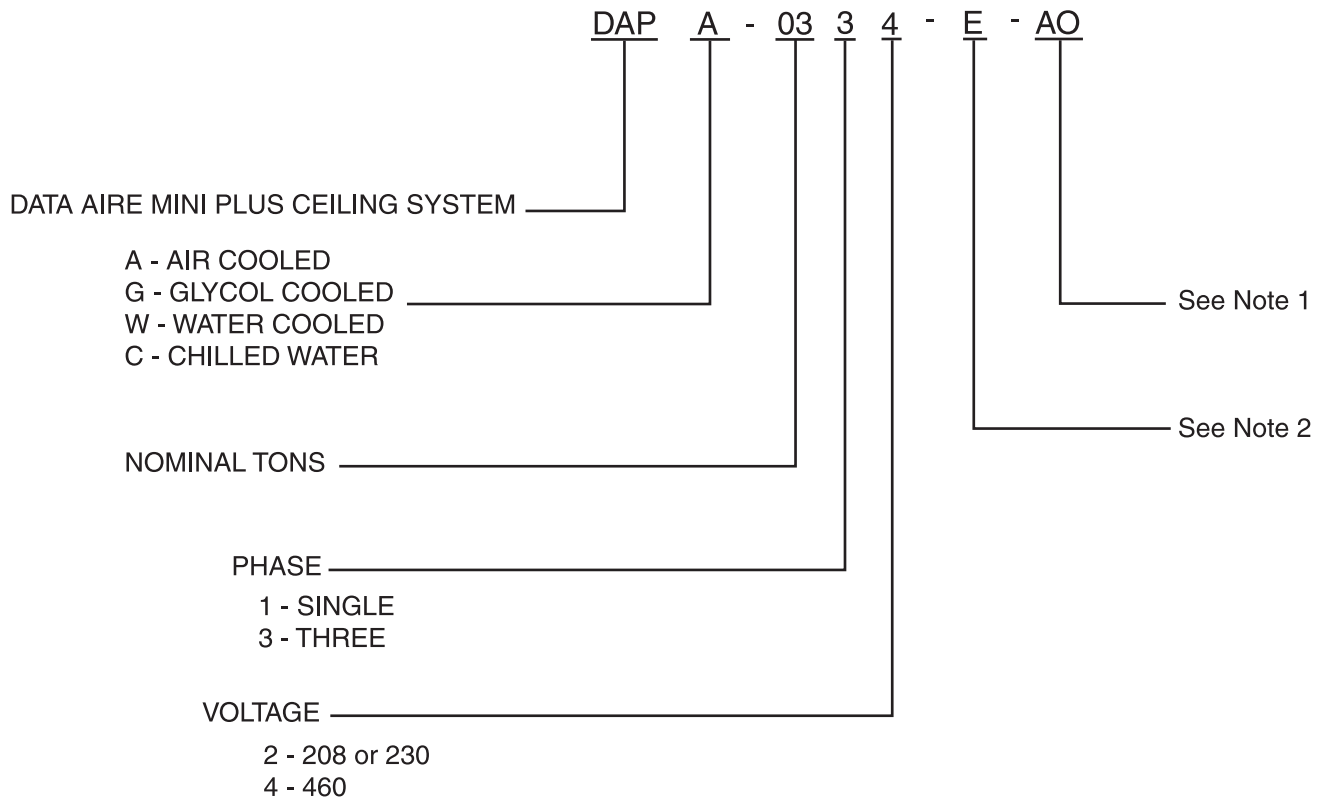
A micro-switch is mounted in the drain pan to prevent condensate overflow. The switch will close, shutting down unit.

All units are designed for ducted draw-through applications. An optional supply/return air plenum to fit in a 2 ft x 4 ft ceiling grid is available on 2.5 and 3 ton units.

*Mini-Plus Ceiling Systems* are available in the following:

Air cooled packaged for above ceiling.  
Air cooled split - evaporator section and condensing unit for above ceiling.  
Air cooled split - evaporator/compressor section and condenser section for above ceiling.  
Air cooled split - evaporator/compressor section for above ceiling and remote outdoor condenser.  
Air cooled split - evaporator section for above ceiling and remote outdoor condensing unit.  
Water cooled packaged for above ceiling.  
Water cooled split - evaporator section and condensing unit for above ceiling.  
Chilled water.

## Model Number Identification



Note 1: The following letters will indicate the type of unit configuration

- P - Packaged system
- CI - Split system with indoor condenser (DAIC)
- CO - Split system with remote outdoor condenser (DARC)
- AI - Split system with indoor condensing unit (DAAC)
- AO - Split system with remote outdoor condensing unit (DRCU)
- WS - Split system with water cooled indoor condensing unit (DAWC)

Note 2: The following letters will designate optional cooling mode

- C - Auxiliary chilled water coil
- E - Energy saver coil

## Shipping Weights

<u>Model</u>	Packaged Units	<u>Shipping Weight</u>
DAPA-2.5xx-P		700
DAPA-03xx-P		700
DAPA-04xx-P		910
DAPA-05xx-P		910
DAP*-2.5xx-P		640
DAP*-03xx-P		640
DAP*-04xx-P		800
DAP*-05xx-P		800
Chilled Water Units		
DAPC-2.5		415
DAPC-03		415
DAPC-04		540
DAPC-05		540

<u>Model</u>	<u>Evaporator Weight</u>	<u>Heat Exchanger</u>
Split System with Outdoor Condensing Section		
DAPA-2.5xx-AO	365	375
DAPA-03xx-AO	365	375
DAPA-04xx-AO	540	400
DAPA-05xx-AO	540	400
Split System with Outdoor Condenser		
DAPA-2.5xx-CO	590	230
DAPA-03xx-CO	590	230
DAPA-04xx-CO	750	335
DAPA-05xx-CO	750	335
Split System with Indoor Condensing Section		
DAPA-2.5xx-AI	360	340
DAPA-03xx-AI	360	340
DAPA-04xx-AI	465	435
DAPA-05xx-AI	465	435
Split System with Indoor Condenser		
DAPA-2.5xx-CI	590	275
DAPA-03xx-CI	590	275
DAPA-04xx-CI	750	335
DAPA-05xx-CI	750	335
Split System with Water Cooled Indoor Condensing Section		
DAP*-2.5xx-WS	340	300
DAP*-03xx-WS	340	300
DAP*-04xx-WS	440	360
DAP*-05xx-WS	440	360

\* Insert "W" - for water cooled or "G" - for glycol cooled.

**AIR COOLED: Performance data at STANDARD airflow**

<i>MODEL</i>		<i>DAPA-2.5</i>	<i>DAPA-03</i>	<i>DAPA-04</i>	<i>DAPA-05</i>
<b>CAPACITY in Btu/hr - Gross</b>					
80° DB/67° WB	Total	31,200	36,700	53,000	62,200
	50% RH Sensible	24,600	29,100	40,500	48,800
75° DB/62.5° WB	Total	29,400	34,600	48,700	59,400
	50% RH Sensible	24,400	28,900	39,800	48,800
75° DB/61° WB	Total	28,600	33,700	47,300	57,800
	45% RH Sensible	26,000	30,800	42,300	52,000
72° DB/60° WB	Total	28,200	33,200	46,600	56,600
	50% RH Sensible	23,700	28,000	38,600	47,200
72° DB/58.6° WB	Total	27,200	32,100	45,100	55,200
	45% RH Sensible	25,300	30,000	41,300	50,700
<b>BLOWER SECTION</b>					
Airflow - CFM		1,000	1,200	1,600	2,000
Standard motor - HP		1/2	3/4	1	1-1/2
External static pressure E.S.P. - Inches of W.G.)		0.5	0.5	0.5	0.5
Number of fans/motors		1/1	1/1	1/1	1/1
Maximum E.S.P. (Standard evaporator motor)		0.8	0.8	0.8	0.7
Maximum E.S.P. (Next size evaporator motor)		1.2	1.2	1.1	1.0
Next size evaporator motor - HP		3/4	1	1-1/2	2
<b>CONDENSER SECTION</b> <i>(Indoor Units Only)</i>					
Airflow -CFM		1,200	1,700	2,200	2,600
Standard motor - HP		3/4	1	1-1/2	2
External static pressure (E.S.P. - Inches of W.G.		0.5	0.5	0.5	0.5
Maximum E.S.P. (Standard condenser motor)		0.8	0.8	0.8	0.7
Maximum E.S.P. (Next size condenser motor)		1.2	1.2	1.1	1.2
Next size condenser motor - HP		1	1-1/2	2	N/A
<b>EVAPORATOR COIL</b>					
Face area - sq. ft.		3	3	5	5
Rows of coil		4	4	4	4
Face velocity - FPM		333	400	320	400
<b>CONDENSER COIL</b> <i>(Indoor units only)</i>					
Face area - sq. ft.		2.9	2.9	4.4	4.4
Rows of coil		6	6	6	6
Face velocity - FPM		414	586	505	597



**AIR COOLED: Performance data at STANDARD airflow**

<i>MODEL</i>	<i>DAPA-2.5</i>	<i>DAPA-03</i>	<i>DAPA-04</i>	<i>DAPA-05</i>
<b>COMPRESSOR</b>				
Type	Scroll	Scroll	Scroll	Scroll
Refrigerant type	R-410a	R-410a	R-410a	R-410a
<b>FILTER SECTION</b>				
Quantity - Size (inches)	1-20x25x2	1-20x25x2	1-16x20x2 1-20x20x2	1-16x20x2 1-20x20x2
Efficiency - MERV (Note: Efficiency based on ASHRAE Std. 52.2)	8	8	8	8
<b>REHEAT SECTION</b>				
Type	Electric	Electric	Electric	Electric
kW (Single phase)	6	6	6	6
Capacity - Btu/hr	20,500	20,500	20,500	20,500
kW (Three phase)	6	6	6	12
Capacity - Btu/hr	20,500	20,500	20,500	41,000
<b>HUMIDIFIER SECTION</b> <i>(Optional Steam Generator)</i>				
Capacity - lbs/hr	5	5	5	5
kW	1.7	1.7	1.7	1.7
Capacity - lbs/hr	N/A	N/A	10	10
kW	N/A	N/A	3.4	3.4
<b>CONNECTION SIZES</b> <i>(All units)</i>				
Humidifier supply - O.D. Copper	1/4	1/4	1/4	1/4
Condensate drain - FPT	3/4	3/4	3/4	3/4
<b>CONNECTION SIZES</b> <i>(Split systems with condensing unit)</i>				
Liquid line - O.D. Copper	1/2	1/2	1/2	1/2
Suction line - O.D. Copper	3/4	3/4	3/4	3/4
<b>CONNECTION SIZES</b> <i>(Split systems with condenser)</i>				
Liquid line - O.D. Copper	1/2	1/2	1/2	1/2
Discharge line - O.D. Copper	1/2	1/2	1/2	1/2

**NOTE:** The actual required field line sizes will not necessarily be the same as the above connection sizes.

**AIR COOLED: Performance data at OPTIONAL airflow**

<i>MODEL</i>		<i>DAPA-2.5</i>	<i>DAPA-03</i>	<i>DAPA-04</i>	<i>DAPA-05</i>
<b>CAPACITY in Btu/hr - Gross</b>					
80° DB/67° WB 50% RH	Total	32,900	39,000	53,300	66,600
	Sensible	28,300	33,500	45,500	56,400
75° DB/62.5° WB 50% RH	Total	30,200	35,800	50,500	61,200
	Sensible	27,600	32,800	45,100	55,200
75° DB/61° WB 45% RH	Total	29,400	34,700	48,800	59,600
	Sensible	29,300	34,500	48,200	59,100
72° DB/60° WB 50% RH	Total	29,200	34,200	48,200	58,700
	Sensible	26,800	31,600	43,600	53,400
72° DB/58.6° WB 45% RH	Total	28,500	33,000	46,500	57,000
	Sensible	28,300	32,800	46,300	56,700
<b>BLOWER SECTION</b>					
Airflow - CFM		1,250	1,500	2,000	2,500
Standard evaporator motor - HP		3/4	1	1-1/2	2
External static pressure (E.S.P.) - inches of W.G.		0.5	0.5	0.5	0.5
Number of motors/fans		1/1	1/1	1/1	1/1
Maximum E.S.P. (Standard evaporator motor)		0.6	0.5	1.0	1.0
Maximum E.S.P. (Next size evaporator motor)		1.0	1.0	1.2	N/A
Next size motor - HP		1	1 1/2	2	N/A
<b>CONDENSER SECTION</b> <i>(Indoor units only)</i>					
Airflow - CFM		1,200	1,700	2,200	2,600
Standard condenser motor - HP		3/4	1	1-1/2	2
E.S.P. - inches of W.G.		0.5	0.5	0.5	0.5
Maximum E.S.P. (Standard condenser motor)		1.1	1.2	1.1	0.9
Maximum E.S.P. (Next size condenser motor)		1.5	1.2	1.5	N/A
Next size condenser motor - HP		1	1-1/2	2	N/A
<b>EVAPORATOR COIL</b>					
Face area - sq. ft.		3	3	5	5
Rows of coil		4	4	4	4
Face velocity - FPM		417	500	400	500
<b>CONDENSER COIL</b> <i>(Indoor units only)</i>					
Face area - sq. ft.		2.9	2.9	4.4	4.4
Rows of coils		6	6	6	6
Face velocity - FPM		414	586	505	597

**AIR COOLED: Performance data at OPTIONAL airflow**

<i>MODEL</i>	<i>DAPA-2.5</i>	<i>DAPA-03</i>	<i>DAPA-04</i>	<i>DAPA-05</i>
<b>COMPRESSOR</b>				
Type	Scroll	Scroll	Scroll	Scroll
Refrigerant type	R-410a	R-410a	R-410a	R-410a
<b>FILTER SECTION</b>				
Quantity - Size (inches)	1-20x25x2	1-20x25x2	1-16x20x2 1-20x20x2	1-16x20x2 1-20x20x2
Efficiency - MERV (Note: Efficiency based on ASHRAE Std. 52.2)	8	8	8	8
<b>REHEAT SECTION</b>				
Type	Electric	Electric	Electric	Electric
kW (Single phase)	6	6	6	6
Capacity - Btu/hr	20,500	20,500	20,500	20,500
kW (Three phase)	6	6	6	12
Capacity - Btu/hr	20,500	20,500	20,500	41,000
<b>HUMIDIFIER SECTION</b> <span style="float: right;"><i>(Optional Steam Generator)</i></span>				
Capacity - lbs/hr	5	5	5	5
kW	1.7	1.7	1.7	1.7
Capacity - lbs/hr	N/A	N/A	10	10
kW	N/A	N/A	3.4	3.4
<b>CONNECTION SIZES</b> <span style="float: right;"><i>(All units)</i></span>				
Humidifier supply - O.D. Copper	1/4	1/4	1/4	1/4
Condensate drain - FPT	3/4	3/4	3/4	3/4
<b>CONNECTION SIZES</b> <span style="float: right;"><i>(Split systems with <u>condensing</u> section)</i></span>				
Liquid line - O.D. Copper	1/2	1/2	1/2	1/2
Suction line - O.D. Copper	3/4	3/4	3/4	3/4
<b>CONNECTION SIZES</b> <span style="float: right;"><i>(Split systems with <u>condenser</u> section)</i></span>				
Liquid line - O.D. Copper	1/2	1/2	1/2	1/2
Discharge line - O.D. Copper	1/2	1/2	1/2	1/2

**NOTE:** The actual required field line sizes will not necessarily be the same as the above connection sizes.

**WATER COOLED: Performance data at STANDARD airflow**

<b>MODEL</b>		<b>DAPW-2.5</b>	<b>DAPW-03</b>	<b>DAPW-04</b>	<b>DAPW-05</b>
<b>CAPACITY in Btu/hr - Gross</b>					
80° DB/67° WB	Total	33,400	41,700	55,000	67,100
50% RH	Sensible	25,400	31,000	41,300	50,700
75° DB/62.5° WB	Total	30,700	38,100	50,600	61,600
50% RH	Sensible	24,900	30,300	40,600	49,700
75° DB/61° WB	Total	29,800	37,200	49,500	60,000
45% RH	Sensible	26,200	32,300	43,300	52,900
72° DB/60° WB	Total	29,300	36,300	48,700	59,100
50% RH	Sensible	24,400	29,700	39,900	48,800
72° DB/58.6° WB	Total	28,400	35,400	47,200	57,400
45% RH	Sensible	25,900	31,500	42,200	51,700
<b>BLOWER SECTION</b>					
Airflow - CFM		1,000	1,200	1,600	2,000
Standard evaporator motor - HP		1/2	3/4	1	1-1/2
External static pressure (E.S.P.) - inches of W.G.0.5		0.5	0.5	0.5	
Number of motors/fans		1/1	1/1	1/1	1/1
Maximum E.S.P. (Standard evaporator motor)		0.8	0.8	0.8	0.7
Maximum E.S.P. (Next size evaporator motor)		1.2	1.2	1.1	1.0
Next size evaporator motor - HP		3/4	1	1-1/2	2
<b>CONDENSER WATER Requirements</b>					
65° F entering fluid temperature - GPM		2.6	3.9	5.2	6.5
PD - PSI		0.9	1.9	0.9	1.2
75° F entering fluid temperature - GPM		4.2	6.2	8.3	10.4
PD - PSI		1.6	5.8	1.5	2.5
85° F entering fluid temperature - GPM		6.0	9.0	12.0	15.0
PD - PSI		3.2	7.5	3.5	5.0
With fluid cooler - GPM		7.0	10.5	14.0	17.5
PD - PSI		4.0	8.0	4.4	6.5
<b>CONDENSER</b>					
Type		Plate Fin	Plate Fin	Plate Fin	Plate Fin
Water regulating valve		2-Way	2-Way	2-Way	2-Way
Size - inches		3/4	3/4	1	1
Maximum working pressure - PSI		150	150	150	150

**WATER COOLED: Performance data at STANDARD airflow**

<i>MODEL</i>	<i>DAPW-2.5</i>	<i>DAPW-03</i>	<i>DAPW-04</i>	<i>DAPW-05</i>
<b>EVAPORATOR COIL</b>				
Face area - sq. ft.	3	3	5	5
Rows of coil	4	4	4	4
Face velocity - FPM	333	400	320	400
<b>FILTER SECTION</b>				
Quantity - Size (inches)	1-20x25x2	1-20x25x2	1-16x20x2 1-20x20x2	1-16x20x2 1-20x20x2
Efficiency - MERV (Note: Efficiency based on ASHRAE Std. 52.2)	8	8	8	8
<b>REHEAT SECTION</b>				
Type	Electric	Electric	Electric	Electric
kW (Single phase)	6	6	6	6
Capacity - Btu/hr	20,500	20,500	20,500	20,500
kW (Three phase)	6	6	6	12
Capacity - Btu/hr	20,500	20,500	20,500	41,000
<b>HUMIDIFIER SECTION</b> <i>(Optional Steam Generator)</i>				
Capacity - lbs/hr	5	5	5	5
kW	1.7	1.7	1.7	1.7
Capacity	N/A	N/A	10	10
kW	N/A	N/A	3.4	3.4
<b>COMPRESSOR</b>				
Type	Scroll	Scroll	Scroll	Scroll
Refrigerant type	R-410a	R-410a	R-410a	R-410a
<b>CONNECTION SIZES</b>				
Humidifier supply - O.D. Copper	1/4	1/4	1/4	1/4
Condensate drain - FPT	3/4	3/4	3/4	3/4
Condenser water in - O.D. Copper	3/4	3/4	1 1/8	1 1/8
Condenser water out - O.D. Copper	3/4	3/4	1 1/8	1 1/8

## WATER COOLED: Performance data at OPTIONAL airflow

<i>MODEL</i>		<i>DAPW-2.5</i>	<i>DAPW-03</i>	<i>DAPW-04</i>	<i>DAPW-05</i>
<b>CAPACITY in Btu/hr - Gross</b>					
80° DB/67° WB	Total	34,300	42,900	56,900	69,100
	50% RH Sensible	28,800	35,000	46,800	57,300
75° DB/62.5° WB	Total	31,500	39,500	52,400	63,500
	50% RH Sensible	28,200	34,300	45,900	56,100
75° DB/61° WB	Total	30,700	38,500	51,000	61,900
	45% RH Sensible	30,200	36,700	49,100	60,100
72° DB/60° WB	Total	30,400	37,600	49,900	61,000
	50% RH Sensible	27,700	33,400	44,800	55,000
72° DB/58.6° WB	Total	29,400	36,700	48,600	59,500
	45% RH Sensible	29,400	35,700	47,800	58,700

### BLOWER SECTION

Airflow - CFM		1,250	1,500	2,000	2,500
Standard evaporator motor - HP		3/4	1	1 1/2	2
External static pressure (E.S.P.) - inches of W.G.		0.5	0.5	0.5	0.5
Number of motors/fans		1/1	1/1	1/1	1/1
Maximum E.S.P. (Standard evaporator motor)		0.6	0.5	1.0	1.0
Maximum E.S.P. (Next size evaporator motor)		1.0	1.0	1.2	N/A
Next size evaporator motor - HP		1	1 1/2	2	N/A

### CONDENSER WATER

#### *Requirements*

65° F Entering fluid temperature	GPM	2.6	3.9	5.2	6.5
	PD - PSI	0.9	1.9	0.9	1.2
75° F Entering fluid temperature	GPM	4.2	6.2	8.3	10.4
	PD - PSI	1.6	5.8	1.5	2.5
85° F Entering fluid temperature	GPM	6.0	9.0	12.0	15.0
	PD - PSI	3.2	7.5	3.5	5.0
With Fluid Cooler	GPM	7.0	10.5	14.0	17.5
	PD - PSI	4.0	8.0	4.4	6.5

### CONDENSER

Type		Plate Fin	Plate Fin	Plate Fin	Plate Fin
Water regulating valve		2-Way	2-Way	2-Way	2-Way
Size - inches		3/4	3/4	1	1
Maximum working pressure - PSI		150	150	150	150



**WATER COOLED: Performance data at OPTIONAL airflow**

<i>MODEL</i>	<i>DAPW-2.5</i>	<i>DAPW-03</i>	<i>DAPW-04</i>	<i>DAPW-05</i>
<b>EVAPORATOR COIL</b>				
Face area - sq. ft.	3	3	5	5
Rows of coil	4	4	4	4
Face velocity - FPM	417	500	400	500
<b>FILTER SECTION</b>				
Quantity - Size (inches)	1-20x25x2	1-20x25x2	1-16x20x2 1-20x20x2	1-16x20x2 1-20x20x2
Efficiency - MERV (Note: Efficiency based on ASHRAE Std. 52.2)	8	8	8	8
<b>REHEAT SECTION</b>				
Type	Electric	Electric	Electric	Electric
kW (Single phase)	6	6	6	6
Capacity - Btu/hr	20,500	20,500	20,500	20,500
kW (Three phase)	6	6	6	12
Capacity - Btu/hr	20,500	20,500	20,500	41,000
<b>HUMIDIFIER SECTION</b> <i>(Optional Steam Generator)</i>				
Capacity - lbs/hr	5	5	5	5
kW	1.7	1.7	1.7	1.7
Capacity - lbs/hr	N/A	N/A	10	10
kW	N/A	N/A	3.4	3.4
<b>COMPRESSOR</b>				
Type	Scroll	Scroll	Scroll	Scroll
Refrigerant type	R-410a	R-410a	R-410a	R-410a
<b>CONNECTION SIZES</b>				
Humidifier supply - O.D. Copper	1/4	1/4	1/4	1/4
Condensate drain - FPT	3/4	3/4	3/4	3/4
Condenser water in - O.D. Copper	3/4	3/4	1 1/8	1 1/8
Condenser water out - O.D. Copper	3/4	3/4	1 1/8	1 1/8

**CHILLED WATER: Performance data at STANDARD airflow and 45° F entering chilled water**

<b>MODEL</b>		<b>DAPC-2.5</b>	<b>DAPC-03</b>	<b>DAPC-04</b>	<b>DAPC-05</b>
<b>CAPACITY in Btu/hr - Gross</b>					
80° DB/67° WB	Total	36,700	44,200	65,400	77,500
50% RH	Sensible	26,700	32,000	45,500	54,800
75° DB/62.5° WB	Total	28,800	34,600	50,800	60,300
50% RH	Sensible	24,100	28,800	40,600	49,100
75° DB/61° WB	Total	27,100	32,400	47,100	56,100
45% RH	Sensible	25,000	29,800	42,000	50,800
72° DB/60° WB	Total	24,800	29,700	43,300	51,500
50% RH	Sensible	22,200	26,600	37,400	45,200
72° DB/58.6° WB	Total	23,600	28,100	40,500	48,500
45% RH	Sensible	23,100	27,500	38,600	46,700
<b>CHILLED WATER</b>					
		<i>Requirements</i>			
Using 45° F EWT	GPM	8.0	11.0	14.0	17.0
	PD - PSI	2.1	3.6	5.9	8.4
<b>BLOWER SECTION</b>					
Airflow - CFM		1,000	1,200	1,600	2,000
Standard blower motor - HP		1/2	3/4	1	1-1/2
External static pressure (E.S.P.) - inches of W.G		0.5	0.5	0.5	0.5
Number of motors/fans		1/1	1/1	1/1	1/1
Maximum E.S.P. (Standard blower motor)		0.8	0.8	0.8	0.7
Maximum E.S.P. (Next size blower motor)		1.2	1.2	1.1	1.0
Next size blower motor - HP		3/4	1	1-1/2	2
<b>CHILLED WATER COIL</b>					
Face area - sq. ft.		3	3	5	5
Rows of coil		4	4	4	4
Face velocity - FPM		333	400	320	400
<b>CHILLED WATER VALVE</b>					
Valve body		2-way	2-way	2-way	2-way
Valve size - inches		1	1	1	1
Maximum working pressure - PSI		150	150	150	150
<b>FILTER SECTION</b>					
Quantity - Size (inches)		1-20x25x2	1-20x25x2	1-16x20x2 1-20x20x2	1-16x20x2 1-20x20x2
Efficiency - MERV		8	8	8	8
(Note: Efficiency based on ASHRAE Std. 52.2)					

**CHILLED WATER: Performance data at STANDARD airflow and 45° F entering chilled water**

<i>MODEL</i>	<i>DAPC-2.5</i>	<i>DAPC-03</i>	<i>DAPC-04</i>	<i>DAPC-05</i>
<b>REHEAT SECTION</b>				
Type	Electric	Electric	Electric	Electric
kW (Single phase)	6	6	6	6
Capacity - Btu/hr	20,500	20,500	20,500	20,500
kW (Three phase)	6	6	6	12
Capacity - Btu/hr	20,500	20,500	20,500	41,000
<b>HUMIDIFIER SECTION</b>				
<i>(Optional Steam Generator)</i>				
Capacity - lbs/hr	5	5	5	5
kW	1.7	1.7	1.7	1.7
Capacity - lbs/hr	N/A	N/A	10	10
kW	N/A	N/A	3.4	3.4
<b>CONNECTION SIZES</b>				
Humidifier supply - O.D. Copper	1/4	1/4	1/4	1/4
Condensate drain - FPT	3/4	3/4	3/4	3/4
Chilled water supply - O.D. Copper	1 1/8	1 1/8	1 1/8	1 1/8
Chilled water return - O.D. Copper	1 1/8	1 1/8	1 1/8	1 1/8

**CHILLED WATER: Performance data at OPTIONAL airflow and 45° F entering chilled water**

<i>MODEL</i>		<i>DAPC-2.5</i>	<i>DAPC-03</i>	<i>DAPC-04</i>	<i>DAPC-05</i>
<b>CAPACITY in Btu/hr - Gross</b>					
80° DB/67° WB	Total	40,500	49,000	73,100	86,100
50% RH	Sensible	31,000	37,200	53,000	63,700
75° DB/62.5° WB	Total	32,200	38,700	57,400	67,800
50% RH	Sensible	28,100	33,600	47,700	57,500
75° DB/61° WB	Total	30,700	36,700	53,800	63,900
45% RH	Sensible	29,300	35,000	49,600	59,700
72° DB/60° WB	Total	28,000	33,500	49,300	58,400
50% RH	Sensible	26,100	31,100	44,100	53,100
72° DB/58.6° WB	Total	27,000	32,300	46,800	55,800
45% RH	Sensible	26,900	32,100	45,700	54,900
<b>CHILLED WATER</b>		<i>Requirements</i>			
Using 45° F EWT	GPM	8.0	11.0	14.0	17.0
PD in PSI		2.1	3.6	5.9	8.4
<b>BLOWER SECTION</b>					
Airflow - CFM		1,250	1,500	2,000	2,500
Standard blower motor - HP		3/4	1	1 1/2	2
External static pressure (E.S.P.) - inches of W.G		0.5	0.5	0.5	0.5
Number of motors/fans		1/1	1/1	1/1	1/1
Maximum E.S.P. (Standard blower motor)		0.6	0.5	1.0	1.0
Maximum E.S.P. (Next size blower motor)		1.0	1.0	1.2	N/A
Next size blower motor - HP		1	1 1/2	2	N/A
<b>CHILLED WATER COIL</b>					
Face area - sq. ft.		3	3	5	5
Rows of coil		4	4	4	4
Face velocity - FPM		417	500	400	500
<b>CHILLED WATER VALVE</b>					
Valve		2-way	2-way	2-way	2-way
Valve size - inches		1	1	1	1
Maximum working pressure - PSI		150	150	150	150
<b>FILTER SECTION</b>					
Quantity - Size (inches)		1-20x20x2	1-20x20x2	1-16x20x2 1-20x20x2	1-16x20x2 1-20x20x2
Efficiency - MERV		8	8	8	8
(Note: Efficiency based on ASHRAE Std. 52.2)					

**CHILLED WATER: Performance data at OPTIONAL airflow and 45° F entering chilled water**

<b>MODEL</b>	<b>DAPC-2.5</b>	<b>DAPC-03</b>	<b>DAPC-04</b>	<b>DAPC-05</b>
<b>REHEAT SECTION</b>				
Type	Electric	Electric	Electric	Electric
kW (Single phase)	6	6	6	6
Capacity - Btu/hr	20,500	20,500	20,500	20,500
kW (Three phase)	6	6	6	12
Capacity - Btu/hr	20,500	20,500	20,500	41,000
<b>HUMIDIFIER SECTION</b>				
<i>(Optional Steam Generator)</i>				
Capacity - lbs/hr	5	5	5	5
kW	1.7	1.7	1.7	1.7
Capacity - lbs/hr	N/A	N/A	10	10
kW	N/A	N/A	3.4	3.4
<b>CONNECTION SIZES</b>				
Humidifier supply - O.D. Copper	1/4	1/4	1/4	1/4
Condensate drain - FPT	3/4	3/4	3/4	3/4
Chilled water supply - O.D. Copper	1 1/8	1 1/8	1 1/8	1 1/8
Chilled water return - O.D. Copper	1 1/8	1 1/8	1 1/8	1 1/8





**AIR COOLED: Electrical data at STANDARD airflow**  
**Packaged or split indoor systems with single power source**

<i>Model Number</i>		<i>DAPA-2.5</i>	<i>DAPA-03</i>	<i>DAPA-04</i>	<i>DAPA-05</i>
<u>Electrical data based on; electric reheat - <b>YES</b>, 5 lb/hr steam generator humidifier - <b>YES</b>, and STANDARD MOTOR.</u>					
208-230/1/60	FLA/MCA/MOP	50/61/70	55/67/70	67/80/90	76/90/110
208-230/3/60	FLA/MCA/MOP	31/37/40	34/40/45	39/47/50	62/75/80
460/3/60	FLA/MCA/MOP	15/18/20	16/19/20	20/23/25	30/36/40
<u>Electrical data based on; electric reheat - <b>YES</b>, 10 lb/hr steam generator humidifier - <b>YES</b>, and STANDARD MOTOR.</u>					
208-230/1/60	FLA/MCA/MOP	N/A	N/A	67/80/90	76/90/110
208-230/3/60	FLA/MCA/MOP	N/A	N/A	39/47/50	62/75/80
460/3/60	FLA/MCA/MOP	N/A	N/A	20/23/25	30/36/40
<u>Electrical data based on; electric reheat - <b>NO</b>, 5 lb/hr steam generator humidifier - <b>YES</b>, and STANDARD MOTOR.</u>					
208-230/1/60	FLA/MCA/MOP	30/35/45	35/41/50	47/55/70	55/64/90
208-230/3/60	FLA/MCA/MOP	22/27/30	25/30/35	31/36/40	37/44/50
460/3/60	FLA/MCA/MOP	11/13/15	12/14/15	16/18/20	18/22/25
<u>Electrical data based on; electric reheat - <b>NO</b>, 10 lb/hr steam generator humidifier - <b>YES</b>, and STANDARD MOTOR.</u>					
208-230/1/60	FLA/MCA/MOP	N/A	N/A	55/65/80	63/75/90
208-230/3/60	FLA/MCA/MOP	N/A	N/A	39/47/50	44/53/60
460/3/60	FLA/MCA/MOP	N/A	N/A	19/23/25	22/26/30
<u>Electrical data based on; electric reheat - <b>YES</b>, steam generator humidifier - <b>NO</b>, and STANDARD MOTOR.</u>					
208-230/1/60	FLA/MCA/MOP	50/61/70	55/67/70	67/80/90	76/90/110
208-230/3/60	FLA/MCA/MOP	31/37/40	34/40/45	39/47/50	61/74/80
460/3/60	FLA/MCA/MOP	15/18/20	16/19/20	20/23/25	30/36/40
<u>Electrical data based on; electric reheat - <b>NO</b>, steam generator humidifier - <b>NO</b>, and STANDARD MOTOR.</u>					
208-230/1/60	FLA/MCA/MOP	22/25/35	27/31/45	39/44/60	47/54/80
208-230/3/60	FLA/MCA/MOP	14/16/25	17/19/25	23/26/35	28/32/45
460/3/60	FLA/MCA/MOP	7.1/8.2/15	8.0/10/15	12/14/20	15/17/20
<u>Standard evaporator fan motor</u>					
Horsepower		1/2	3/4	1	1-1/2
208-230/1/60	FLA	4.0	5.3	6.4	8.8
208-230/3/60	FLA	2.2	3.0	3.6	4.8
460/3/60	FLA	1.1	1.5	1.8	2.4
<u>Condenser fan motor</u>					
Horsepower		3/4	1	1-1/2	2
208-230/1/60	FLA	5.3	6.4	8.8	10.5
208-230/3/60	FLA	3.0	3.6	4.8	6.2
460/3/60	FLA	1.5	1.8	2.4	3.1
<u>Compressor</u>					
Tons		2.5	3	4	5
208-230/1/60	FLA	13.5	16.0	23.7	28.8
208-230/3/60	FLA	9.0	10.3	13.5	17.3
460/3/60	FLA	4.5	5.1	7.4	9.0

FLA - Full load amps

MCA - Minimum circuit amps (wire sizing amps)

MOP - Maximum over-current protection device amps

\* All selections are based on using standard horsepower condenser motor

**AIR COOLED: Electrical data at STANDARD airflow  
Packaged or split indoor systems with single power source with NEXT SIZE MOTOR\***

<i>Model Number</i>		<i>DAPA-2.5</i>	<i>DAPA-03</i>	<i>DAPA-04</i>	<i>DAPA-05</i>
<u>Electrical data based on; electric reheat - <b>YES</b>, 5 lb/hr steam generator humidifier - <b>YES</b>, and NEXT SIZE MOTOR.</u>					
208-230/1/60	FLA/MCA/MOP	52/62/70	57/68/70	70/83/90	76/91/110
208-230/3/60	FLA/MCA/MOP	32/38/40	34/41/45	40/47/50	63/75/80
460/3/60	FLA/MCA/MOP	15/18/20	16/19/20	21/24/25	30/36/40
<u>Electrical data based on; electric reheat - <b>YES</b>, 10 lb/hr steam generator humidifier - <b>YES</b>, and NEXT SIZE MOTOR.</u>					
208-230/1/60	FLA/MCA/MOP	N/A	N/A	70/83/90	76/91/110
208-230/3/60	FLA/MCA/MOP	N/A	N/A	40/47/50	63/75/80
460/3/60	FLA/MCA/MOP	N/A	N/A	21/24/25	30/36/40
<u>Electrical data based on; electric reheat - <b>NO</b>, 5 lb/hr steam generator humidifier - <b>YES</b>, and NEXT SIZE MOTOR.</u>					
208-230/1/60	FLA/MCA/MOP	31/36/45	36/42/50	49/57/70	56/65/90
208-230/3/60	FLA/MCA/MOP	23/27/30	26/30/35	31/37/45	37/44/50
460/3/60	FLA/MCA/MOP	11/13/15	12/15/20	17/19/25	19/22/25
<u>Electrical data based on; electric reheat - <b>NO</b>, 10 lb/hr steam generator humidifier - <b>YES</b>, and NEXT SIZE MOTOR.</u>					
208-230/1/60	FLA/MCA/MOP	N/A	N/A	58/68/80	64/75/90
208-230/3/60	FLA/MCA/MOP	N/A	N/A	39/47/50	46/54/60
460/3/60	FLA/MCA/MOP	N/A	N/A	20/24/25	22/26/30
<u>Electrical data based on; electric reheat - <b>YES</b>, steam generator humidifier - <b>NO</b>, and NEXT SIZE MOTOR.</u>					
208-230/1/60	FLA/MCA/MOP	52/62/70	57/68/70	70/83/90	76/91/110
208-230/3/60	FLA/MCA/MOP	32/38/40	34/41/45	40/47/50	63/75/80
460/3/60	FLA/MCA/MOP	15/18/20	16/19/20	21/24/25	30/36/40
<u>Electrical data based on; electric reheat - <b>NO</b>, steam generator humidifier - <b>NO</b>, and NEXT SIZE MOTOR.</u>					
208-230/1/60	FLA/MCA/MOP	23/26/35	28/32/45	41/47/70	47/55/80
208-230/3/60	FLA/MCA/MOP	15/17/25	18/20/30	23/26/35	29/34/50
460/3/60	FLA/MCA/MOP	7.5/8.6/15	9.0/10/15	13/15/20	15/17/20
<u>Evaporator fan motor</u>		<i>NEXT SIZE MOTOR</i>			
Horsepower		3/4	1	1-1/2	2
208-230/1/60	FLA	5.3	6.4	8.8	10.5
208-230/3/60	FLA	3.0	3.6	4.8	6.2
460/3/60	FLA	1.5	1.8	2.4	3.1
<u>Condenser fan motor</u>					
Horsepower		3/4	1	1-1/2	2
208-230/1/60	FLA	5.3	6.4	8.8	10.5
208-230/3/60	FLA	3.0	3.6	4.8	6.2
460/3/60	FLA	1.5	1.8	2.4	3.1
<u>Compressor data</u>					
Tons		2.5	3	4	5
208-230/1/60	FLA	13.5	16.0	23.7	28.8
208-230/3/60	FLA	9.0	10.3	13.5	17.3
460/3/60	FLA	4.5	5.1	7.4	9.0

FLA - Full load amps

MCA - Minimum circuit amps (wire sizing amps)

MOP - Maximum over-current protection device amps

\* All selections are based on using standard horsepower condenser motor

**AIR COOLED: Electrical data at OPTIONAL airflow**  
**Packaged or split indoor systems with single power source**

<i>Model Number</i>		<i>DAPA-2.5</i>	<i>DAPA-03</i>	<i>DAPA-04</i>	<i>DAPA-05</i>
<u>Electrical data based on: electric reheat - <b>YES</b>, 5 lb/hr steam generator humidifier - <b>YES</b>, and STANDARD MOTOR.</u>					
208-230/1/60	FLA/MCA/MOP	51/62/70	57/68/70	68/81/90	76/90/110
208-230/3/60	FLA/MCA/MOP	31/37/40	34/40/45	39/46/50	61/74/80
460/3/60	FLA/MCA/MOP	15/18/20	16/19/20	20/23/25	30/36/40
<u>Electrical data based on: electric reheat - <b>YES</b>, 10 lb/hr steam generator humidifier - <b>YES</b>, and STANDARD MOTOR.</u>					
208-230/1/60	FLA/MCA/MOP	N/A	N/A	68/81/90	76/90/110
208-230/3/60	FLA/MCA/MOP	N/A	N/A	39/46/50	61/74/80
460/3/60	FLA/MCA/MOP	N/A	N/A	20/23/25	30/36/40
<u>Electrical data based on: electric reheat - <b>NO</b>, 5 lb/hr steam generator humidifier - <b>YES</b>, and STANDARD MOTOR.</u>					
208-230/1/60	FLA/MCA/MOP	30/36/45	36/42/50	47/55/70	55/64/90
208-230/3/60	FLA/MCA/MOP	22/27/30	25/30/35	31/35/45	36/43/50
460/3/60	FLA/MCA/MOP	11/13/15	12/14/15	16/18/25	18/22/25
<u>Electrical data based on: electric reheat - <b>NO</b>, 10 lb/hr steam generator humidifier - <b>YES</b>, and STANDARD MOTOR.</u>					
208-230/1/60	FLA/MCA/MOP	N/A	N/A	56/66/80	63/75/90
208-230/3/60	FLA/MCA/MOP	N/A	N/A	38/46/50	44/53/60
460/3/60	FLA/MCA/MOP	N/A	N/A	19/23/25	22/26/30
<u>Electrical data based on: electric reheat - <b>YES</b>, steam generator humidifier - <b>NO</b>, and STANDARD MOTOR.</u>					
208-230/1/60	FLA/MCA/MOP	51/62/70	57/68/70	68/81/90	76/90/110
208-230/3/60	FLA/MCA/MOP	31/37/40	34/40/45	39/46/50	61/74/80
460/3/60	FLA/MCA/MOP	15/18/20	16/19/20	20/23/25	30/36/40
<u>Electrical data based on: electric reheat - <b>NO</b>, steam generator humidifier - <b>NO</b>, and STANDARD MOTOR.</u>					
208-230/1/60	FLA/MCA/MOP	22/26/35	28/32/45	39/45/60	47/54/80
208-230/3/60	FLA/MCA/MOP	14/16/25	17/19/25	22/25/35	28/32/45
460/3/60	FLA/MCA/MOP	7.1/8.2/15	8.0/10/15	12/14/20	15/17/25
<u>Evaporator fan motor data</u>					
Horsepower		3/4	1	1-1/2	2
208-230/1/60	FLA	5.3	6.4	8.8	10.5
208-230/3/60	FLA	3.0	3.6	4.8	6.2
460/3/60	FLA	1.5	1.8	2.4	3.1
<u>Condenser fan motor data</u>					
Horsepower		3/4	1	1-1/2	2
208-230/1/60	FLA	5.3	6.4	8.8	10.5
208-230/3/60	FLA	3.0	3.6	4.8	6.2
460/3/60	FLA	1.5	1.8	2.4	3.1
<u>Compressor data</u>					
Tons		2.5	3	4	5
208-230/1/60	FLA	13.5	16.0	23.7	28.8
208-230/3/60	FLA	9.0	10.3	13.5	17.3
460/3/60	FLA	4.5	5.1	7.4	9.0

FLA Full Load Amps

MCA Minimum Circuit Amps (Wire Sizing Amps)

MOP Maximum Over-current Protection Device Amps

\* All selections are based on using standard horsepower condenser motor

**AIR COOLED: Electrical data at OPTIONAL airflow**  
**Packaged or split indoor systems with single power source NEXT SIZE MOTOR\***  
**WITH NEXT SIZE MOTOR**

<i>Model Number</i>		<i>DAPA-2.5</i>	<i>DAPA-03</i>	<i>DAPA-04</i>	<i>DAPA-05</i>
<u>Electrical data based on; electric reheat - <b>YES</b>, 5 lb/hr steam generator humidifier - <b>YES</b>, and NEXT SIZE MOTOR.</u>					
208-230/1/60	FLA/MCA/MOP	53/64/70	58/70/80	70/83/90	N/A
208-230/3/60	FLA/MCA/MOP	32/38/40	35/41/45	40/47/50	N/A
460/3/60	FLA/MCA/MOP	15/18/20	16/19/20	21/24/25	N/A
<u>Electrical data based on; electric reheat - <b>YES</b>, 10 lb/hr steam generator humidifier - <b>YES</b>, and NEXT SIZE MOTOR.</u>					
208-230/1/60	FLA/MCA/MOP	N/A	N/A	70/83/90	N/A
208-230/3/60	FLA/MCA/MOP	N/A	N/A	40/47/50	N/A
460/3/60	FLA/MCA/MOP	N/A	N/A	21/24/25	N/A
<u>Electrical data based on; electric reheat - <b>NO</b>, 5 lb/hr steam generator humidifier - <b>YES</b>, and NEXT SIZE MOTOR.</u>					
208-230/1/60	FLA/MCA/MOP	32/38/45	38/44/50	49/57/70	N/A
208-230/3/60	FLA/MCA/MOP	23/27/40	26/30/35	31/37/50	N/A
460/3/60	FLA/MCA/MOP	11/13/15	12/15/20	17/19/25	N/A
<u>Electrical data based on; electric reheat - <b>NO</b>, 10 lb/hr steam generator humidifier - <b>YES</b>, and NEXT SIZE MOTOR.</u>					
208-230/1/60	FLA/MCA/MOP	N/A	N/A	58/68/80	N/A
208-230/3/60	FLA/MCA/MOP	N/A	N/A	39/47/50	N/A
460/3/60	FLA/MCA/MOP	N/A	N/A	20/24/25	N/A
<u>Electrical data based on; electric reheat - <b>YES</b>, steam generator humidifier - <b>NO</b>, and NEXT SIZE MOTOR.</u>					
208-230/1/60	FLA/MCA/MOP	53/64/70	58/70/80	70/83/90	N/A
208-230/3/60	FLA/MCA/MOP	32/38/40	34/41/45	40/47/50	N/A
460/3/60	FLA/MCA/MOP	15/18/20	16/19/20	21/24/25	N/A
<u>Electrical data based on; electric reheat - <b>NO</b>, steam generator humidifier - <b>NO</b>, and NEXT SIZE MOTOR.</u>					
208-230/1/60	FLA/MCA/MOP	24/27/40	31/35/50	41/47/70	N/A
208-230/3/60	FLA/MCA/MOP	15/17/25	19/21/30	23/26/35	N/A
460/3/60	FLA/MCA/MOP	7.5/8.6/15	10/11/15	13/15/20	N/A
<u>Evaporator fan motor</u>		<i>NEXT SIZE MOTOR</i>			
Horsepower		1	1-1/2	2	N/A
208-230/1/60	FLA	6.4	8.8	10.5	N/A
208-230/3/60	FLA	3.6	4.8	6.2	N/A
460/3/60	FLA	1.8	2.4	3.1	N/A
<u>Condenser fan motor data</u>					
Horsepower		3/4	1	1-1/2	2
208-230/1/60	FLA	5.3	6.4	8.8	10.5
208-230/3/60	FLA	3.0	3.6	4.8	6.2
460/3/60	FLA	1.5	1.8	2.4	3.1
<u>Compressor data</u>					
Tons		2.5	3	4	5
208-230/1/60	FLA	13.5	16.0	23.7	28.8
208-230/3/60	FLA	9.0	10.3	13.5	17.3
460/3/60	FLA	4.5	5.1	7.4	9.0

FLA - Full load amps

MCA - Minimum circuit amps (wire sizing amps)

MOP - Maximum over-current protection device amps

\* Next size motor applies to evaporator motor only, condenser motor remains standard.

**AIR COOLED: Electrical data at STANDARD airflow**  
**Split indoor systems with dual power source**

<i>Model Number</i>		<i>DAPA-2.5</i>	<i>DAPA-03</i>	<i>DAPA-04</i>	<i>DAPA-05</i>
<u>Electrical data based on; electric reheat - <b>YES</b>, 5 lb/hr steam generator humidifier - <b>YES</b>, and STANDARD MOTOR.</u>					
208-230/1/60	FLA/MCA/MOP	46/56/60	50/61/70	59/72/80	66/81/100
208-230/3/60	FLA/MCA/MOP	28/34/35	30/37/40	34/41/50	55/68/70
460/3/60	FLA/MCA/MOP	13/16/20	14/17/20	17/20/25	27/33/35
<u>Electrical data based on; electric reheat - <b>YES</b>, 10 lb/hr steam generator humidifier - <b>YES</b>, and STANDARD MOTOR.</u>					
208-230/1/60	FLA/MCA/MOP	N/A	N/A	59/72/80	66/81/100
208-230/3/60	FLA/MCA/MOP	N/A	N/A	34/41/50	55/68/70
460/3/60	FLA/MCA/MOP	N/A	N/A	17/20/25	27/33/35
<u>Electrical data based on; electric reheat - <b>NO</b>, 5 lb/hr steam generator humidifier - <b>YES</b>, and STANDARD MOTOR.</u>					
208-230/1/60	FLA/MCA/MOP	25/31/40	29/36/45	39/47/60	46/55/80
208-230/3/60	FLA/MCA/MOP	19/24/25	21/26/30	25/31/40	30/37/50
460/3/60	FLA/MCA/MOP	8.8/10/15	10/12/15	13/16/20	15/19/25
<u>Electrical data based on; electric reheat - <b>NO</b>, 10 lb/hr steam generator humidifier - <b>YES</b>, and STANDARD MOTOR.</u>					
208-230/1/60	FLA/MCA/MOP	N/A	N/A	46/56/70	54/65/80
208-230/3/60	FLA/MCA/MOP	N/A	N/A	33/41/50	38/47/60
460/3/60	FLA/MCA/MOP	N/A	N/A	17/20/25	19/23/30
<u>Electrical data based on; electric reheat - <b>YES</b>, steam generator humidifier - <b>NO</b>, and STANDARD MOTOR.</u>					
208-230/1/60	FLA/MCA/MOP	46/56/60	50/61/70	59/72/80	66/81/100
208-230/3/60	FLA/MCA/MOP	28/34/35	30/37/40	34/41/50	55/68/70
460/3/60	FLA/MCA/MOP	13/16/20	14/17/20	17/20/25	27/33/35
<u>Electrical data based on; electric reheat - <b>NO</b>, steam generator humidifier - <b>NO</b>, and STANDARD MOTOR.</u>					
208-230/1/60	FLA/MCA/MOP	17/20/30	21/25/40	31/36/60	38/45/70
208-230/3/60	FLA/MCA/MOP	11/13/15	13/16/25	17/20/30	22/26/40
460/3/60	FLA/MCA/MOP	5.6/6.7/15	6.6/7.9/15	9.0/11/15	12/14/20
<u>Evaporator fan motor data</u>					
Horsepower		1/2	3/4	1	1-1/2
208-230/1/60	FLA	4.0	5.3	6.4	8.8
208-230/3/60	FLA	2.2	3.0	3.6	4.8
460/3/60	FLA	1.1	1.5	1.8	2.4
<u>Condenser data</u>					
208-230/1/60	FLA/MCA/MOP	5.3/6.6/15	6.8/8.5/15	8.8/11/15	9.3/11.6/20
208-230/3/60	FLA/MCA/MOP	3.0/3.8/15	3.6/4.5/15	4.8/7.1/15	6.0/7.5/15
460/3/60	FLA/MCA/MOP	1.5/1.9/15	1.8/2.3/15	2.8/3.5/15	3.0/3.8/15
<u>Condenser fan motor data</u>					
Horsepower		3/4	1	1-1/2	2
208-230/1/60	FLA	5.3	6.4	8.8	10.5
208-230/3/60	FLA	3.0	3.6	4.8	6.2
460/3/60	FLA	1.5	1.8	2.4	3.1
<u>Compressor data</u>					
Tons		2.5	3	4	5
208-230/1/60	FLA	13.5	16.0	23.7	28.8
208-230/3/60	FLA	9.0	10.3	13.5	17.3
460/3/60	FLA	4.5	5.1	7.4	9.0
FLA - Full load amps	MCA - Minimum circuit amps (wire sizing amps)	MOP - Maximum over-current protection device amps			

**AIR COOLED: Electrical data at STANDARD airflow**  
**Split indoor systems with dual power source with NEXT SIZE MOTOR\***

<i>Model Number</i>		<i>DAPA-2.5</i>	<i>DAPA-03</i>	<i>DAPA-04</i>	<i>DAPA-05</i>
<u>Electrical data based on: electric reheat - <b>YES</b>, 5 lb/hr steam generator humidifier - <b>YES</b>, and NEXT SIZE MOTOR.</u>					
208-230/1/60	FLA/MCA/MOP	48/58/60	52/63/70	61/74/90	66/81/100
208-230/3/60	FLA/MCA/MOP	29/35/40	31/37/40	35/43/50	57/68/70
460/3/60	FLA/MCA/MOP	14/17/20	14/18/20	18/21/25	27/33/35
<u>Electrical data based on: electric reheat - <b>YES</b>, 10 lb/hr steam generator humidifier - <b>YES</b>, and NEXT SIZE MOTOR.</u>					
208-230/1/60	FLA/MCA/MOP	N/A	N/A	61/74/90	66/81/100
208-230/3/60	FLA/MCA/MOP	N/A	N/A	35/43/50	55/68/70
460/3/60	FLA/MCA/MOP	N/A	N/A	18/21/25	27/33/35
<u>Electrical data based on: electric reheat - <b>NO</b>, 5 lb/hr steam generator humidifier - <b>YES</b>, and NEXT SIZE MOTOR.</u>					
208-230/1/60	FLA/MCA/MOP	27/32/40	31/37/50	41/49/70	46/55/80
208-230/3/60	FLA/MCA/MOP	20/24/30	22/27/30	26/32/40	30/37/50
460/3/60	FLA/MCA/MOP	10/12/15	11/13/15	14/17/20	15/19/25
<u>Electrical data based on: electric reheat - <b>NO</b>, 10 lb/hr steam generator humidifier - <b>YES</b>, and NEXT SIZE MOTOR.</u>					
208-230/1/60	FLA/MCA/MOP	N/A	N/A	49/59/70	54/65/80
208-230/3/60	FLA/MCA/MOP	N/A	N/A	35/42/50	38/47/60
460/3/60	FLA/MCA/MOP	N/A	N/A	18/21/25	19/23/30
<u>Electrical data based on: electric reheat - <b>YES</b>, steam generator humidifier - <b>NO</b>, and NEXT SIZE MOTOR.</u>					
208-230/1/60	FLA/MCA/MOP	48/58/60	52/63/70	61/74/90	66/81/100
208-230/3/60	FLA/MCA/MOP	29/35/40	31/37/40	35/43/50	55/68/70
460/3/60	FLA/MCA/MOP	14/17/20	14/18/20	18/21/25	27/33/35
<u>Electrical data based on: electric reheat - <b>NO</b>, steam generator humidifier - <b>NO</b>, and NEXT SIZE MOTOR.</u>					
208-230/1/60	FLA/MCA/MOP	19/22/35	23/27/40	33/38/60	38/45/70
208-230/3/60	FLA/MCA/MOP	12/14/20	14/16/25	18/22/35	22/26/40
460/3/60	FLA/MCA/MOP	6.0/7.1/15	6.9/8.2/15	10/12/15	12/14/20
<u>Evaporator fan motor data</u>		<i>NEXT SIZE</i>			
Horsepower		3/4	1	1-1/2	2
208-230/1/60	FLA	5.3	6.4	8.8	10.5
208-230/3/60	FLA	3.0	3.6	4.8	6.2
460/3/60	FLA	1.5	1.8	2.4	3.1
<u>Condenser data</u>					
208-230/1/60	FLA/MCA/MOP	5.3/6.6/15	6.8/8.5/15	8.8/11/15	9.3/11.6/20
208-230/3/60	FLA/MCA/MOP	3.0/3.8/15	3.6/4.5/15	4.8/7.1/15	6.0/7.5/15
460/3/60	FLA/MCA/MOP	1.5/1.9/15	1.8/2.3/15	2.8/3.5/15	3.0/3.8/15
<u>Condenser fan motor data</u>					
Horsepower		3/4	1	1-1/2	2
208-230/1/60	FLA	5.3	6.4	8.8	10.5
208-230/3/60	FLA	3.0	3.6	4.8	6.2
460/3/60	FLA	1.5	1.8	2.4	3.1
<u>Compressor data</u>					
Tons		2.5	3	4	5
208-230/1/60	FLA	13.5	16.0	23.7	28.8
208-230/3/60	FLA	9.0	10.3	13.5	17.3
460/3/60	FLA	4.5	5.1	7.4	9.0

FLA - Full load amps                      MCA - Minimum circuit amps (wire sizing amps)                      MOP - Maximum over-current protection device amps

\* Next size motor applies to evaporator motor only, condenser motor remains standard.



**AIR COOLED: Electrical data at OPTIONAL airflow  
Split indoor systems with dual power source**

<i>Model Number</i>		<i>DAPA-2.5</i>	<i>DAPA-03</i>	<i>DAPA-04</i>	<i>DAPA-05</i>
<u>Electrical data based on: electric reheat - <b>YES</b>, 5 lb/hr steam generator humidifier - <b>YES</b>, and STANDARD MOTOR.</u>					
208-230/1/60	FLA/MCA/MOP	46/56/60	50/61/70	59/72/80	66/81/100
208-230/3/60	FLA/MCA/MOP	28/34/35	30/37/40	34/41/50	55/68/70
460/3/60	FLA/MCA/MOP	13/16/20	14/17/20	17/20/25	27/33/35
<u>Electrical data based on: electric reheat - <b>YES</b>, 10 lb/hr steam generator humidifier - <b>YES</b>, and STANDARD MOTOR.</u>					
208-230/1/60	FLA/MCA/MOP	N/A	N/A	59/72/80	66/81/100
208-230/3/60	FLA/MCA/MOP	N/A	N/A	34/41/50	55/68/70
460/3/60	FLA/MCA/MOP	N/A	N/A	17/20/25	27/33/35
<u>Electrical data based on: electric reheat - <b>NO</b>, 5 lb/hr steam generator humidifier - <b>YES</b>, and STANDARD MOTOR.</u>					
208-230/1/60	FLA/MCA/MOP	25/31/40	29/36/45	39/47/60	46/55/80
208-230/3/60	FLA/MCA/MOP	19/24/30	21/26/30	25/31/40	30/37/50
460/3/60	FLA/MCA/MOP	8.8/10.5/15	10/12/15	13/16/20	15/19/25
<u>Electrical data based on: electric reheat - <b>NO</b>, 10 lb/hr steam generator humidifier - <b>YES</b>, and STANDARD MOTOR.</u>					
208-230/1/60	FLA/MCA/MOP	N/A	N/A	47/57/70	54/65/80
208-230/3/60	FLA/MCA/MOP	N/A	N/A	33/41/50	38/47/60
460/3/60	FLA/MCA/MOP	N/A	N/A	17/20/25	19/23/30
<u>Electrical data based on: electric reheat - <b>YES</b>, steam generator humidifier - <b>NO</b>, and STANDARD MOTOR.</u>					
208-230/1/60	FLA/MCA/MOP	46/56/60	50/61/70	59/72/80	66/81/100
208-230/3/60	FLA/MCA/MOP	28/34/35	30/37/40	34/41/50	55/68/70
460/3/60	FLA/MCA/MOP	13/16/20	14/17/20	17/20/25	27/33/35
<u>Electrical data based on: electric reheat - <b>NO</b>, steam generator humidifier - <b>NO</b>, and STANDARD MOTOR.</u>					
208-230/1/60	FLA/MCA/MOP	18/21/30	21/25/40	31/36/60	38/45/70
208-230/3/60	FLA/MCA/MOP	12/14/20	13/16/25	17/26/30	22/26/40
460/3/60	FLA/MCA/MOP	5.6/6.7/15	6.6/7.9/15	9.2/11/15	12/14/20
<u>Evaporator fan motor</u>					
Horsepower		3/4	1	1-1/2	2
208-230/1/60	FLA	5.3	6.4	8.8	10.5
208-230/3/60	FLA	3.0	3.6	4.8	6.2
460/3/60	FLA	1.5	1.8	2.4	3.1
<u>Condenser data</u>					
208-230/1/60	FLA/MCA/MOP	5.3/6.6/15	6.8/8.5/15	8.8/11/15	9.3/12/20
208-230/3/60	FLA/MCA/MOP	3.0/3.8/15	3.6/4.5/15	4.8/7.1/15	6.0/7.5/15
460/3/60	FLA/MCA/MOP	1.5/1.9/15	1.8/2.3/15	2.8/3.5/15	3.0/3.8/15
<u>Condenser fan motor data</u>					
Horsepower		3/4	1	1-1/2	2
208-230/1/60	FLA	5.3	6.4	8.8	10.5
208-230/3/60	FLA	3.0	3.6	4.8	6.2
460/3/60	FLA	1.5	1.8	2.4	3.1
<u>Compressor data</u>					
Tons		2.5	3	4	5
208-230/1/60	FLA	13.5	16.0	23.7	28.8
208-230/3/60	FLA	9.0	10.3	13.5	17.3
460/3/60	FLA	4.5	5.1	7.4	9.0
FLA - Full load amps		MCA - Minimum circuit amps (wire sizing amps)		MOP - Maximum over-current protection device amps	

**AIR COOLED: Electrical data at OPTIONAL airflow  
Split indoor systems with dual power source NEXT SIZE MOTOR\***

<i>Model Number</i>		<i>DAPA-2.5</i>	<i>DAPA-03</i>	<i>DAPA-04</i>	<i>DAPA-05</i>
<u>Electrical data based on: electric reheat - <b>YES</b>, 5 lb/hr steam generator humidifier - <b>YES</b>, and NEXT SIZE MOTOR.</u>					
208-230/1/60	FLA/MCA/MOP	48/60/60	54/65/70	62/75/90	N/A
208-230/3/60	FLA/MCA/MOP	29/36/40	32/39/45	36/44/50	N/A
460/3/60	FLA/MCA/MOP	14/17/20	15/19/20	18/22/25	N/A
<u>Electrical data based on: electric reheat - <b>YES</b>, 10 lb/hr steam generator humidifier - <b>YES</b>, and NEXT SIZE MOTOR.</u>					
208-230/1/60	FLA/MCA/MOP	N/A	N/A	62/75/90	N/A
208-230/3/60	FLA/MCA/MOP	N/A	N/A	36/44/50	N/A
460/3/60	FLA/MCA/MOP	N/A	N/A	18/22/25	N/A
<u>Electrical data based on: electric reheat - <b>NO</b>, 5 lb/hr steam generator humidifier - <b>YES</b>, and NEXT SIZE MOTOR.</u>					
208-230/1/60	FLA/MCA/MOP	28/31/40	33/39/50	41/49/70	N/A
208-230/3/60	FLA/MCA/MOP	19/24/30	23/28/35	28/33/40	N/A
460/3/60	FLA/MCA/MOP	10/12/15	12/14/15	14/17/20	N/A
<u>Electrical data based on: electric reheat - <b>NO</b>, 10 lb/hr steam generator humidifier - <b>YES</b>, and NEXT SIZE MOTOR.</u>					
208-230/1/60	FLA/MCA/MOP	N/A	N/A	49/59/70	N/A
208-230/3/60	FLA/MCA/MOP	N/A	N/A	36/43/50	N/A
460/3/60	FLA/MCA/MOP	N/A	N/A	18/21/25	N/A
<u>Electrical data based on: electric reheat - <b>YES</b>, steam generator humidifier - <b>NO</b>, and NEXT SIZE MOTOR.</u>					
208-230/1/60	FLA/MCA/MOP	49/60/70	54/65/70	62/75/90	N/A
208-230/3/60	FLA/MCA/MOP	29/36/40	32/39/40	36/44/50	N/A
460/3/60	FLA/MCA/MOP	14/17/20	15/19/20	18/22/25	N/A
<u>Electrical data based on: electric reheat - <b>NO</b>, steam generator humidifier - <b>NO</b>, and NEXT SIZE MOTOR.</u>					
208-230/1/60	FLA/MCA/MOP	20/24/35	25/29/40	33/39/50	N/A
208-230/3/60	FLA/MCA/MOP	13/15/20	15/18/25	20/23/35	N/A
460/3/60	FLA/MCA/MOP	6.3/7.4/15	7.9/9.2/15	10/12/15	N/A
<u>Evaporator fan motor</u> <i>NEXT SIZE MOTOR</i>					
Horsepower		1	1-1/2	2	N/A
208-230/1/60	FLA	6.4	8.8	10.5	N/A
208-230/3/60	FLA	3.6	4.8	6.2	N/A
460/3/60	FLA	1.8	2.4	3.1	N/A
<u>Condenser data</u>					
208-230/1/60	FLA/MCA/MOP	5.3/6.6/15	6.8/8.5/15	8.8/11/15	9.3/11.6/20
208-230/3/60	FLA/MCA/MOP	3.0/3.8/15	3.6/4.5/15	4.8/7.1/15	6.0/7.5/15
460/3/60	FLA/MCA/MOP	1.5/1.9/15	1.8/2.3/15	2.8/3.5/15	3.0/3.8/15
<u>Condenser fan motor</u>					
Horsepower		3/4	1	1-1/2	2
208-230/1/60	FLA	5.3	6.4	8.8	10.5
208-230/3/60	FLA	3.0	3.6	4.8	6.2
460/3/60	FLA	1.5	1.8	2.4	3.1
<u>Compressor data</u>					
Tons		2.5	3	4	5
208-230/1/60	FLA	13.5	16.0	23.7	28.8
208-230/3/60	FLA	9.0	10.3	13.5	17.3
460/3/60	FLA	4.5	5.1	7.4	9.0

FLA - Full load amps                      MCA - Minimum circuit amps (wire sizing amps)                      MOP - Maximum over-current protection device amps

\* Next size motor applies to evaporator motor only, condenser motor remains standard.

**AIR COOLED: Electrical data at STANDARD airflow**  
**Split indoor systems with dual power source**

<i>Model Number</i>		<i>DAPA-2.5</i>	<i>DAPA-03</i>	<i>DAPA-04</i>	<i>DAPA-05</i>
<u>Electrical data based on; electric reheat - <b>YES</b>, 5 lb/hr steam generator humidifier - <b>YES</b>, and STANDARD MOTOR.</u>					
208-230/1/60	FLA/MCA/MOP	32/40/45	33/43/45	36/44/45	38/47/50
208-230/3/60	FLA/MCA/MOP	19/24/25	20/25/30	20/25/30	38/48/50
460/3/60	FLA/MCA/MOP	8.6/11/15	9.0/11/15	9.3/12/15	
18/22/25					
<u>Electrical data based on; electric reheat - <b>YES</b>, 10 lb/hr steam generator humidifier - <b>YES</b>, and STANDARD MOTOR.</u>					
208-230/1/60	FLA/MCA/MOP	N/A	N/A	35/44/45	38/47/50
208-230/3/60	FLA/MCA/MOP	N/A	N/A	20/25/30	38/48/50
460/3/60	FLA/MCA/MOP	N/A	N/A	7.9/9.4/15	18/22/25
<u>Electrical data based on; electric reheat - <b>NO</b>, 5 lb/hr steam generator humidifier - <b>YES</b>, and STANDARD MOTOR.</u>					
208-230/1/60	FLA/MCA/MOP	12/15/15	13/17/20	15/19/20	17/21/25
208-230/3/60	FLA/MCA/MOP	10/13/15	11/14/15	12/15/20	13/16/20
460/3/60	FLA/MCA/MOP	4.3/5.1/15	5.1/6.0/15	5.7/6.7/15	7.7/9.0/15
<u>Electrical data based on; electric reheat - <b>NO</b>, 10 lb/hr steam generator humidifier - <b>YES</b>, and STANDARD MOTOR.</u>					
208-230/1/60	FLA/MCA/MOP	N/A	N/A	23/29/30	25/31/35
208-230/3/60	FLA/MCA/MOP	N/A	N/A	20/25/30	21/26/30
460/3/60	FLA/MCA/MOP	N/A	N/A	7.9/9.4/15	9.9/11.6/15
<u>Electrical data based on; electric reheat - <b>YES</b>, steam generator humidifier - <b>NO</b>, and STANDARD MOTOR.</u>					
208-230/1/60	FLA/MCA/MOP	32/40/45	34/43/45	36/45/50	38/47/50
208-230/3/60	FLA/MCA/MOP	19/24/25	20/25/30	20/25/30	38/48/50
460/3/60	FLA/MCA/MOP	8.6/11/15	9.0/11/15	9.3/12/15	18/22/25
<u>Electrical data based on; electric reheat - <b>NO</b>, steam generator humidifier - <b>NO</b>, and STANDARD MOTOR.</u>					
208-230/1/60	FLA/MCA/MOP	3.5/4.4/15	5.3/6.6/15	6.8/8.5/15	8.8/11/15
208-230/3/60	FLA/MCA/MOP	2.2/2.8/15	3.0/3.8/15	3.6/4.5/15	4.8/6.0/15
460/3/60	FLA/MCA/MOP	1.1/1.4/15	1.5/1.9/15	1.8/2.3/15	2.8/3.5/15
<u>Evaporator motor</u> <i>Standard</i>					
Horsepower		1/2	3/4	1	1-1/2
208-230/1/60	FLA	4.0	5.3	6.4	8.8
208-230/3/60	FLA	2.2	3.0	3.6	4.8
460/3/60	FLA	1.1	1.5	1.8	2.4
<u>Condensing unit data</u>					
208-230/1/60	FLA/MCA/MOP	19/22/35	23/27/40	33/38/60	38/45/70
208-230/3/60	FLA/MCA/MOP	12/14/20	14/16/25	18/22/35	23/28/40
460/3/60	FLA/MCA/MOP	6.0/7.1/15	6.9/8.2/15	10/12/15	12/14/20
<u>Condenser fan motor data</u>					
Horsepower		3/4	1	1-1/2	2
208-230/1/60	FLA	5.3	6.4	8.8	10.5
208-230/3/60	FLA	3.0	3.6	4.8	6.2
460/3/60	FLA	1.5	1.8	2.4	3.1
<u>Compressor data</u>					
Tons		2.5	3	4	5
208-230/1/60	FLA	13.5	16.0	23.7	28.8
208-230/3/60	FLA	9.0	10.3	13.5	17.3
460/3/60	FLA	4.5	5.1	7.4	9.0

FLA - Full load amps

MCA - Minimum circuit amps (wire sizing amps)

MOP - Maximum over-current protection device amps

**AIR COOLED: Electrical data at STANDARD airflow**  
**Split indoor systems with dual power source with NEXT SIZE MOTOR\***

<i>Model Number</i>		<i>DAPA-2.5</i>	<i>DAPA-03</i>	<i>DAPA-04</i>	<i>DAPA-05</i>
<u>Electrical data based on; electric reheat - <b>YES</b>, 5 lb/hr steam generator humidifier - <b>YES</b>, and NEXT SIZE MOTOR.</u>					
208-230/1/60	FLA/MCA/MOP	34/43/45	36/45/50	38/47/50	38/48/50
208-230/3/60	FLA/MCA/MOP	20/25/30	20/25/30	21/27/30	39/49/50
460/3/60	FLA/MCA/MOP	9.0/11/15	9.3/12/15	10/13/15	18/23/25
<u>Electrical data based on; electric reheat - <b>YES</b>, 10 lb/hr steam generator humidifier - <b>YES</b>, and NEXT SIZE MOTOR.</u>					
208-230/1/60	FLA/MCA/MOP	N/A	N/A	38/47/50	38/48/50
208-230/3/60	FLA/MCA/MOP	N/A	N/A	21/27/30	39/49/50
460/3/60	FLA/MCA/MOP	N/A	N/A	10/13/15	18/23/25
<u>Electrical data based on; electric reheat - <b>NO</b>, 5 lb/hr steam generator humidifier - <b>YES</b>, and NEXT SIZE MOTOR.</u>					
208-230/1/60	FLA/MCA/MOP	13/17/20	15/19/20	17/21/25	17/22/25
208-230/3/60	FLA/MCA/MOP	11/14/15	12/15/20	13/16/20	14/18/20
460/3/60	FLA/MCA/MOP	5.1/6.0/15	5.7/6.7/15	7.7/9.0/15	8.1/9.4/15
<u>Electrical data based on; electric reheat - <b>NO</b>, 10 lb/hr steam generator humidifier - <b>YES</b>, and NEXT SIZE MOTOR.</u>					
208-230/1/60	FLA/MCA/MOP	N/A	N/A	38/47/50	26/32/35
208-230/3/60	FLA/MCA/MOP	N/A	N/A	21/27/30	22/28/30
460/3/60	FLA/MCA/MOP	N/A	N/A	9.9/13/15	10/13/15
<u>Electrical data based on; electric reheat - <b>YES</b>, steam generator humidifier - <b>NO</b>, and NEXT SIZE MOTOR.</u>					
208-230/1/60	FLA/MCA/MOP	34/43/45	36/44/45	38/47/50	38/48/50
208-230/3/60	FLA/MCA/MOP	20/25/30	20/25/30	21/27/30	39/49/50
460/3/60	FLA/MCA/MOP	9.0/11/15	9.3/12/15	10/13/15	18/23/25
<u>Electrical data based on; electric reheat - <b>NO</b>, steam generator humidifier - <b>NO</b>, and NEXT SIZE MOTOR.</u>					
208-230/1/60	FLA/MCA/MOP	5.3/6.6/15	6.8/8.5/15	8.8/11/15	9.3/12/15
208-230/3/60	FLA/MCA/MOP	3.0/3.8/15	3.6/4.5/15	4.8/6.0/15	6.0/7.5/15
460/3/60	FLA/MCA/MOP	1.5/1.9/15	1.8/2.3/15	2.8/3.5/15	3.0/3.8/15
<u>Evaporator fan motor</u>		<i>NEXT SIZE MOTOR</i>			
Horsepower		3/4	1	1-1/2	2
208-230/1/60	FLA	5.3	6.4	8.8	10.5
208-230/3/60	FLA	3.0	3.6	4.8	6.2
460/3/60	FLA	1.5	1.8	2.4	3.1
<u>Condensing unit data</u>					
208-230/1/60	FLA/MCA/MOP	19/22/35	23/27/40	33/38/60	38/45/70
208-230/3/60	FLA/MCA/MOP	12/14/20	14/16/25	18/22/35	23/28/40
460/3/60	FLA/MCA/MOP	6.0/7.1/15	6.9/8.2/15	10/12/15	12/14/20
<u>Condenser fan motor data</u>					
Horsepower		3/4	1	1-1/2	2
208-230/1/60	FLA	5.3	6.4	8.8	10.5
208-230/3/60	FLA	3.0	3.6	4.8	6.2
460/3/60	FLA	1.5	1.8	2.4	3.1
<u>Compressor data</u>					
Tons		2.5	3	4	5
208-230/1/60	FLA	13.5	16.0	23.7	28.8
208-230/3/60	FLA	9.0	10.3	13.5	17.3
460/3/60	FLA	4.5	5.1	7.4	9.0

FLA - Full load amps                      MCA - Minimum circuit amps (wire sizing amps)                      MOP - Maximum over-current protection device amps

\* Next size motor applies to evaporator motor only, condenser motor remains standard.

**AIR COOLED: Electrical data at OPTIONAL airflow  
Split indoor systems with dual power source**

<i>Model Number</i>		<i>DAPA-2.5</i>	<i>DAPA-03</i>	<i>DAPA-04</i>	<i>DAPA-05</i>
<u>Electrical data based on: electric reheat - <b>YES</b>, 5 lb/hr steam generator humidifier - <b>YES</b>, and STANDARD MOTOR.</u>					
208-230/1/60	FLA/MCA/MOP	34/43/45	36/45/50	38/47/50	38/48/50
208-230/3/60	FLA/MCA/MOP	20/25/30	20/25/30	21/27/30	39/49/50
460/3/60	FLA/MCA/MOP	9.0/11/15	9.3/12/15	10/13/15	
18/23/25					
<u>Electrical data based on: electric reheat - <b>YES</b>, 10 lb/hr steam generator humidifier - <b>YES</b>, and STANDARD MOTOR</u>					
208-230/1/60	FLA/MCA/MOP	N/A	N/A	38/47/50	38/48/50
208-230/3/60	FLA/MCA/MOP	N/A	N/A	21/27/30	39/49/50
460/3/60	FLA/MCA/MOP	N/A	N/A	10/13/15	18/23/25
<u>Electrical data based on: electric reheat - <b>NO</b>, 5 lb/hr steam generator humidifier - <b>YES</b>, and STANDARD MOTOR.</u>					
208-230/1/60	FLA/MCA/MOP	13/17/20	15/19/20	17/21/25	17/22/25
208-230/3/60	FLA/MCA/MOP	11/14/15	12/15/20	13/16/20	14/18/20
460/3/60	FLA/MCA/MOP	5.1/6.0/15	5.7/6.7/15	7.7/9.0/15	8.1/9.4/15
<u>Electrical data based on: electric reheat - <b>NO</b>, 10 lb/hr steam generator humidifier - <b>YES</b>, and STANDARD MOTOR.</u>					
208-230/1/60	FLA/MCA/MOP	N/A	N/A	38/47/50	26/32/35
208-230/3/60	FLA/MCA/MOP	N/A	N/A	21/27/30	22/28/30
460/3/60	FLA/MCA/MOP	N/A	N/A	9.9/13/15	10/13/15
<u>Electrical data based on: electric reheat - <b>YES</b>, steam generator humidifier - <b>NO</b>, and STANDARD MOTOR.</u>					
208-230/1/60	FLA/MCA/MOP	34/43/45	36/44/45	38/47/50	38/48/50
208-230/3/60	FLA/MCA/MOP	20/25/30	20/25/30	21/27/30	39/49/50
460/3/60	FLA/MCA/MOP	9.0/11/15	9.3/12/15	10/13/15	18/23/25
<u>Electrical data based on: electric reheat - <b>NO</b>, steam generator humidifier - <b>NO</b>, and STANDARD MOTOR.</u>					
208-230/1/60	FLA/MCA/MOP	5.3/6.6/15	6.0/8.5/15	8.8/11/15	9.3/12/15
208-230/3/60	FLA/MCA/MOP	3.0/3.8/15	3.6/4.5/15	4.8/6.0/15	6.0/7.5/15
460/3/60	FLA/MCA/MOP	1.5/1.9/15	1.8/2.3/15	2.8/3.5/15	3.0/3.8/15
<u>Evaporator fan motor data</u>		<i>Standard</i>			
Horsepower		3/4	1	1-1/2	2
208-230/1/60	FLA	5.3	6.4	8.8	10.5
208-230/3/60	FLA	3.0	3.6	4.8	6.2
460/3/60	FLA	1.5	1.8	2.4	3.1
<u>Condensing unit data</u>					
208-230/1/60	FLA/MCA/MOP	19/22/35	23/27/40	33/38/60	38/45/70
208-230/3/60	FLA/MCA/MOP	12/14/20	14/16/25	18/22/35	23/28/40
460/3/60	FLA/MCA/MOP	6.0/7.1/15	6.9/8.2/15	10/12/15	12/14/20
<u>Condenser fan motor data</u>					
Horsepower		3/4	1	1-1/2	2
208-230/1/60	FLA	5.3	6.4	8.8	10.5
208-230/3/60	FLA	3.0	3.6	4.8	6.2
460/3/60	FLA	1.5	1.8	2.4	3.1
<u>Compressor data</u>					
Tons		2.5	3	4	5
208-230/1/60	FLA	13.5	16.0	23.7	28.8
208-230/3/60	FLA	9.0	10.3	13.5	17.3
460/3/60	FLA	4.5	5.1	7.4	9.0
FLA - Full load amps		MCA - Minimum circuit amps (wire sizing amps)		MOP - Maximum over-current protection device amps	

**AIR COOLED: Electrical data at OPTIONAL airflow  
Split indoor systems with dual power source with NEXT SIZE MOTOR\***

<i>Model Number</i>		<i>DAPA-2.5</i>	<i>DAPA-03</i>	<i>DAPA-04</i>	<i>DAPA-05</i>
<u>Electrical data based on; electric reheat - <b>YES</b>, 5 lb/hr steam generator humidifier - <b>YES</b>, and NEXT SIZE MOTOR.</u>					
208-230/1/60	FLA/MCA/MOP	36/45/50	38/47/50	38/48/50	N/A
208-230/3/60	FLA/MCA/MOP	20/25/30	21/27/30	23/28/30	N/A
460/3/60	FLA/MCA/MOP	9.3/12/15	10/13/15	11/13/15	N/A
<u>Electrical data based on; electric reheat - <b>YES</b>, 10 lb/hr steam generator humidifier - <b>YES</b> and NEXT SIZE MOTOR.</u>					
208-230/1/60	FLA/MCA/MOP	N/A	N/A	38/48/50	N/A
208-230/3/60	FLA/MCA/MOP	N/A	N/A	23/28/30	N/A
460/3/60	FLA/MCA/MOP	N/A	N/A	11/13/15	N/A
<u>Electrical data based on; electric reheat - <b>NO</b>, 5 lb/hr steam generator humidifier - <b>YES</b>, and NEXT SIZE MOTOR.</u>					
208-230/1/60	FLA/MCA/MOP	15/19/20	17/21/25	17/22/25	N/A
208-230/3/60	FLA/MCA/MOP	12/15/20	13/16/20	14/18/20	N/A
460/3/60	FLA/MCA/MOP	5.7/6.7/15	6.7/8.4/15	6.7/8.4/15	N/A
<u>Electrical data based on; electric reheat - <b>NO</b>, 10 lb/hr steam generator humidifier - <b>YES</b>, and NEXT SIZE MOTOR.</u>					
208-230/1/60	FLA/MCA/MOP	N/A	N/A	26/32/35	N/A
208-230/3/60	FLA/MCA/MOP	N/A	N/A	22/28/30	N/A
460/3/60	FLA/MCA/MOP	N/A	N/A	10/13/15	N/A
<u>Electrical data based on; electric reheat - <b>YES</b>, steam generator humidifier - <b>NO</b>, and NEXT SIZE MOTOR.</u>					
208-230/1/60	FLA/MCA/MOP	36/45/50	38/48/50	38/48/50	N/A
208-230/3/60	FLA/MCA/MOP	20/25/30	23/28/30	23/28/30	N/A
460/3/60	FLA/MCA/MOP	9.3/12/15	11/13/15	11/13/15	N/A
<u>Electrical data based on; electric reheat - <b>NO</b>, steam generator humidifier - <b>NO</b> and NEXT SIZE MOTOR.</u>					
208-230/1/60	FLA/MCA/MOP	6.8/8.5/15	9.3/12/20	9.3/12/15	N/A
208-230/3/60	FLA/MCA/MOP	3.6/4.5/15	6.0/7.5/15	6.0/7.5/15	N/A
460/3/60	FLA/MCA/MOP	1.8/2.3/15	3.0/3.8/15	3.0/3.8/15	N/A
<u>Evaporative fan motor data</u>		<i>NEXT SIZE MOTOR</i>			
Horsepower		1	1-1/2	2	N/A
208-230/1/60	FLA	6.4	8.8	10.5	N/A
208-230/3/60	FLA	3.6	4.8	6.2	N/A
460/3/60	FLA	1.8	2.4	3.1	N/A
<u>Condensing unit data</u>					
208-230/1/60	FLA/MCA/MOP	19/22/35	23/27/40	33/38/60	38/45/70
208-230/3/60	FLA/MCA/MOP	12/14/20	14/16/25	18/22/35	23/28/40
460/3/60	FLA/MCA/MOP	6.0/7.1/15	6.9/8.2/15	10/12/15	12/14/20
<u>Condenser fan motor data</u>					
Horsepower		3/4	1	1-1/2	2
208-230/1/60	FLA	5.3	6.4	8.8	10.5
208-230/3/60	FLA	3.0	3.6	4.8	6.2
460/3/60	FLA	1.5	1.8	2.4	3.1
<u>Compressor data</u>					
Tons		2.5	3	4	5
208-230/1/60	FLA	13.5	16.0	23.7	28.8
208-230/3/60	FLA	9.0	10.3	13.5	17.3
460/3/60	FLA	4.5	5.1	7.4	9.0

FLA - Full load amps

MCA - Minimum circuit amps (wire sizing amps)

MOP - Maximum over-current protection device amps

\* Next size motor applies to evaporator motor only, condenser motor remains standard.

**AIR COOLED: Electrical data at STANDARD airflow**  
**Split systems with indoor evaporator and remote outdoor condenser**

<i>Model Number</i>		<i>DAPA-2.5</i>	<i>DAPA-03</i>	<i>DAPA-04</i>	<i>DAPA-05</i>
<u>Electrical data based on: electric reheat - <b>YES</b>, 5 lb/hr steam generator humidifier - <b>YES</b>, and STANDARD MOTOR.</u>					
208-230/1/60	FLA/MCA/MOP	46/56/60	50/61/70	59/72/80	66/81/100
208-230/3/60	FLA/MCA/MOP	28/34/35	30/37/40	34/41/50	55/68/70
460/3/60	FLA/MCA/MOP	13/16/20	14/17/20	17/20/25	27/33/35
<u>Electrical data based on: electric reheat - <b>YES</b>, 10 lb/hr steam generator humidifier - <b>YES</b>, and STANDARD MOTOR.</u>					
208-230/1/60	FLA/MCA/MOP	N/A	N/A	59/72/80	66/81/100
208-230/3/60	FLA/MCA/MOP	N/A	N/A	34/41/50	55/68/70
460/3/60	FLA/MCA/MOP	N/A	N/A	17/20/25	27/33/35
<u>Electrical data based on: electric reheat - <b>NO</b>, 5 lb/hr steam generator humidifier - <b>YES</b>, and STANDARD MOTOR.</u>					
208-230/1/60	FLA/MCA/MOP	25/31/40	29/35/45	39/47/60	46/55/80
208-230/3/60	FLA/MCA/MOP	19/24/25	21/26/30	25/31/40	30/37/50
460/3/60	FLA/MCA/MOP	9.3/11/15	10/12/15	13/16/20	15/19/25
<u>Electrical data based on: electric reheat - <b>NO</b>, 10 lb/hr steam generator humidifier - <b>YES</b>, and STANDARD MOTOR.</u>					
208-230/1/60	FLA/MCA/MOP	N/A	N/A	47/57/70	54/65/80
208-230/3/60	FLA/MCA/MOP	N/A	N/A	33/41/50	38/47/60
460/3/60	FLA/MCA/MOP	N/A	N/A	17/20/25	19/23/30
<u>Electrical data based on: electric reheat - <b>YES</b>, steam generator humidifier - <b>NO</b>, and STANDARD MOTOR.</u>					
208-230/1/60	FLA/MCA/MOP	46/56/60	50/61/70	59/72/80	66/81/100
208-230/3/60	FLA/MCA/MOP	28/34/35	30/37/40	34/41/50	55/68/70
460/3/60	FLA/MCA/MOP	13/16/20	14/17/20	17/20/25	27/33/35
<u>Electrical data based on: electric reheat - <b>NO</b>, steam generator humidifier - <b>NO</b>, and STANDARD MOTOR.</u>					
208-230/1/60	FLA/MCA/MOP	17/20/30	21/25/40	31/36/60	38/45/70
208-230/3/60	FLA/MCA/MOP	11/13/20	13/16/25	17/20/30	22/26/40
460/3/60	FLA/MCA/MOP	5.6/6.7/15	6.6/7.9/15	9.2/11/15	12/14/20
<u>Evaporator fan motor data</u>		<i>Standard</i>			
Horsepower		1/2	3/4	1	1-1/2
208-230/1/60	FLA	4.0	5.3	6.4	8.8
208-230/3/60	FLA	2.2	3.0	3.6	4.8
460/3/60	FLA	1.1	1.5	1.8	2.4
<u>Compressor data</u>					
Tons		2.5	3	4	5
208-230/1/60	FLA	13.5	16.0	23.7	28.8
208-230/3/60	FLA	9.0	10.3	13.5	17.3
460/3/60	FLA	4.5	5.1	7.4	9.0
<u>Outdoor condenser data</u>		<i>DARC-03</i>	<i>DARC-03</i>	<i>DARC-05</i>	<i>DARC-05</i>
208-230/1/60	FLA/MCA/MOP	4.2/5.3/15	4.2/5.3/15	4.2/5.3/15	4.2/5.3/15
208-230/3/60	FLA/MCA/MOP	4.2/5.3/15	4.2/5.3/15	4.2/5.3/15	4.2/5.3/15
460/3/60	FLA/MCA/MOP	2.1/2.6/15	2.1/2.6/15	2.1/2.6/15	2.1/2.6/15
<u>Condenser fan motor data</u>					
Horsepower		3/4	3/4	3/4	3/4
208-230	FLA	4.2	4.2	4.2	4.2
460	FLA	2.1	2.1	2.1	2.1

FLA - Full load amps

MCA - Minimum circuit amps (wire sizing amps)

MOP - Maximum over-current protection device amps



**AIR COOLED: Electrical data at STANDARD airflow**  
**Split systems with indoor evaporator and remote outdoor condenser with NEXT SIZE MOTOR\***

<i>Model Number</i>		<i>DAPA-2.5</i>	<i>DAPA-03</i>	<i>DAPA-04</i>	<i>DAPA-05</i>
<u>Electrical data based on; electric reheat - <b>YES</b>, 5 lb/hr steam generator humidifier - <b>YES</b>, and NEXT SIZE MOTOR.</u>					
208-230/1/60	FLA/MCA/MOP	48/58/60	52/63/70	61/74/90	67/81/100
208-230/3/60	FLA/MCA/MOP	29/35/40	31/37/40	35/43/50	57/69/70
460/3/60	FLA/MCA/MOP	14/17/20	14/18/20	18/21/25	27/33/35
<u>Electrical data based on; electric reheat - <b>YES</b>, 10 lb/hr steam generator humidifier - <b>YES</b>, and NEXT SIZE MOTOR.</u>					
208-230/1/60	FLA/MCA/MOP	N/A	N/A	61/74/90	67/81/100
208-230/3/60	FLA/MCA/MOP	N/A	N/A	35/43/50	57/69/70
460/3/60	FLA/MCA/MOP	N/A	N/A	18/21/25	27/33/35
<u>Electrical data based on; electric reheat - <b>NO</b>, 5 lb/hr steam generator humidifier - <b>YES</b>, and NEXT SIZE MOTOR.</u>					
208-230/1/60	FLA/MCA/MOP	27/32/40	31/37/50	41/49/70	46/56/80
208-230/3/60	FLA/MCA/MOP	20/24/25	22/27/30	26/32/40	31/38/40
460/3/60	FLA/MCA/MOP	10/12/15	11/13/15	14/17/20	16/19/25
<u>Electrical data based on; electric reheat - <b>NO</b>, 10 lb/hr steam generator humidifier - <b>YES</b>, and NEXT SIZE MOTOR.</u>					
208-230/1/60	FLA/MCA/MOP	N/A	N/A	49/59/70	54/66/90
208-230/3/60	FLA/MCA/MOP	N/A	N/A	35/42/50	40/48/60
460/3/60	FLA/MCA/MOP	N/A	N/A	18/21/25	19/23/30
<u>Electrical data based on; electric reheat - <b>YES</b>, steam generator humidifier - <b>NO</b>, and NEXT SIZE MOTOR.</u>					
208-230/1/60	FLA/MCA/MOP	48/58/60	52/63/70	61/74/90	66/81/100
208-230/3/60	FLA/MCA/MOP	29/35/40	31/37/40	35/43/50	57/69/70
460/3/60	FLA/MCA/MOP	14/17/20	14/18/20	18/21/25	27/33/35
<u>Electrical data based on; electric reheat - <b>NO</b>, steam generator humidifier - <b>NO</b>, and NEXT SIZE MOTOR.</u>					
208-230/1/60	FLA/MCA/MOP	19/22/35	23/27/40	33/38/60	38/45/70
208-230/3/60	FLA/MCA/MOP	12/14/20	14/16/25	18/22/35	23/28/40
460/3/60	FLA/MCA/MOP	6.0/7.1/15	6.9/8.2/15	10/12/15	12/14/20
<u>Evaporative fan motor</u>		<i>NEXT SIZE MOTOR</i>			
Horsepower		3/4	1	1-1/2	2
208-230/1/60	FLA	5.3	6.4	8.8	10.5
208-230/3/60	FLA	3.0	3.6	4.8	6.2
460/3/60	FLA	1.5	1.8	2.4	3.1
<u>Compressor data</u>					
Tons		2.5	3	4	5
208-230/1/60	FLA	13.5	16.0	23.7	28.8
208-230/3/60	FLA	9.0	10.3	13.5	17.3
460/3/60	FLA	4.5	5.1	7.4	9.0
<u>Outdoor condenser data</u>					
		DARC-03	DARC-03	DARC-05	DARC-05
208-230/1/60	FLA/MCA/MOP	4.2/5.3/15	4.2/5.3/15	4.2/5.3/15	4.2/5.3/15
208-230/3/60	FLA/MCA/MOP	4.2/5.3/15	4.2/5.3/15	4.2/5.3/15	4.2/5.3/15
460/3/60	FLA/MCA/MOP	2.1/2.6/15	2.1/2.6/15	2.1/2.6/15	2.1/2.6/15
<u>Condenser fan data</u>					
Horsepower		3/4	3/4	3/4	3/4
208-230	FLA	4.2	4.2	4.2	4.2
460	FLA	2.1	2.1	2.1	2.1

FLA - Full load amps                      MCA - Minimum circuit amps (wire sizing amps)                      MOP - Maximum over-current protection device amps  
 \* Next size motor applies to evaporator motor only, condenser motor remains standard.



**AIR COOLED: Electrical data at OPTIONAL airflow**  
**Split systems with indoor evaporator and remote outdoor condenser**

<i>Model Number</i>		<i>DAPA-2.5</i>	<i>DAPA-03</i>	<i>DAPA-04</i>	<i>DAPA-05</i>
<u>Electrical data based on: electric reheat - <b>YES</b>, 5 lb/hr steam generator humidifier - <b>YES</b>, and STANDARD MOTOR.</u>					
208-230/1/60	FLA/MCA/MOP	49/60/70	50/61/70	61/74/90	67/81/100
208-230/3/60	FLA/MCA/MOP	29/36/40	30/37/40	35/43/50	57/69/70
460/3/60	FLA/MCA/MOP	14/17/20	14/17/20	18/21/25	27/33/35
<u>Electrical data based on: electric reheat - <b>YES</b>, 10 lb/hr steam generator humidifier - <b>YES</b>, and STANDARD MOTOR.</u>					
208-230/1/60	FLA/MCA/MOP	N/A	N/A	61/74/90	67/81/100
208-230/3/60	FLA/MCA/MOP	N/A	N/A	35/43/50	57/69/70
460/3/60	FLA/MCA/MOP	N/A	N/A	18/21/25	27/33/35
<u>Electrical data based on: electric reheat - <b>NO</b>, 5 lb/hr steam generator humidifier - <b>YES</b>, and STANDARD MOTOR.</u>					
208-230/1/60	FLA/MCA/MOP	28/34/45	29/36/45	41/49/70	46/56/80
208-230/3/60	FLA/MCA/MOP	21/25/30	21/26/30	26/32/35	31/38/50
460/3/60	FLA/MCA/MOP	10/12/15	10/12/15	14/17/20	16/19/25
<u>Electrical data based on: electric reheat - <b>NO</b>, 10 lb/hr steam generator humidifier - <b>YES</b>, and STANDARD MOTOR.</u>					
208-230/1/60	FLA/MCA/MOP	N/A	N/A	49/59/70	54/66/90
208-230/3/60	FLA/MCA/MOP	N/A	N/A	35/42/50	40/48/60
460/3/60	FLA/MCA/MOP	N/A	N/A	18/21/25	19/23/30
<u>Electrical data based on: electric reheat - <b>YES</b>, steam generator humidifier - <b>NO</b>, and STANDARD MOTOR.</u>					
208-230/1/60	FLA/MCA/MOP	49/60/79	50/61/70	61/74/90	67/81/100
208-230/3/60	FLA/MCA/MOP	29/36/40	30/37/40	35/43/50	40/48/60
460/3/60	FLA/MCA/MOP	14/17/20	14/17/20	18/21/25	20/24/30
<u>Electrical data based on: electric reheat - <b>NO</b>, steam generator humidifier - <b>NO</b>, and STANDARD MOTOR.</u>					
208-230/1/60	FLA/MCA/MOP	20/24/35	21/25/40	33/38/60	38/45/70
208-230/3/60	FLA/MCA/MOP	13/15/20	13/16/25	18/22/35	23/28/40
460/3/60	FLA/MCA/MOP	6.3/7.4/15	6.6/7.9/15	10/12/15	12/14/20
<u>Evaporator fan motor      <i>Standard</i></u>					
Horsepower		3/4	1	1-1/2	2
208-230/1/60	FLA	5.3	6.4	8.8	10.5
208-230/3/60	FLA	3.0	3.6	4.8	6.2
460/3/60	FLA	1.5	1.8	2.4	3.1
<u>Compressor data</u>					
Tons		2.5	3	4	5
208-230/1/60	FLA	13.5	16.0	23.7	28.8
208-230/3/60	FLA	9.0	10.3	13.5	17.3
460/3/60	FLA	4.5	5.1	7.4	9.0
<u>Outdoor condenser data</u>					
		DARC-03	DARC-03	DARC-05	DARC-05
208-230/1/60	FLA/MCA/MOP	4.2/5.3/15	4.2/5.3/15	4.2/5.3/15	4.2/5.3/15
208-230/3/60	FLA/MCA/MOP	4.2/5.3/15	4.2/5.3/15	4.2/5.3/15	4.2/5.3/15
460/3/60	FLA/MCA/MOP	2.1/2.6/15	2.1/2.6/15	2.1/2.6/15	2.1/2.6/15
<u>Condenser fan motor data</u>					
Horsepower		3/4	3/4	3/4	3/4
208-230	FLA	4.2	4.2	4.2	4.2
460	FLA	2.1	2.1	2.1	2.1

FLA - Full load amps

MCA - Minimum circuit amps (wire sizing amps)

MOP - Maximum over-current protection device amps

**AIR COOLED: Electrical data at OPTIONAL airflow**  
**Split systems with indoor evaporator and remote outdoor condenser with NEXT SIZE MOTOR\***

<i>Model Number</i>		<i>DAPA-2.5</i>	<i>DAPA-03</i>	<i>DAPA-04</i>	<i>DAPA-05</i>
<u>Electrical data based on: electric reheat - <b>YES</b>, 5 lb/hr steam generator humidifier - <b>YES</b>, and NEXT SIZE MOTOR.</u>					
208-230/1/60	FLA/MCA/MOP	49/60/70	54/65/70	62/75/90	N/A
208-230/3/60	FLA/MCA/MOP	29/36/40	32/39/45	36/44/50	N/A
460/3/60	FLA/MCA/MOP	14/17/20	15/19/20	18/22/25	N/A
<u>Electrical data based on: electric reheat - <b>YES</b>, 10 lb/hr steam generator humidifier - <b>YES</b>, and NEXT SIZE MOTOR.</u>					
208-230/1/60	FLA/MCA/MOP	N/A	N/A	62/75/90	N/A
208-230/3/60	FLA/MCA/MOP	N/A	N/A	36/44/50	N/A
460/3/60	FLA/MCA/MOP	N/A	N/A	18/22/25	N/A
<u>Electrical data based on: electric reheat - <b>NO</b>, 5 lb/hr steam generator humidifier - <b>YES</b>, and NEXT SIZE MOTOR.</u>					
208-230/1/60	FLA/MCA/MOP	28/34/45	33/39/50	41/49/70	N/A
208-230/3/60	FLA/MCA/MOP	21/25/30	23/28/35	28/33/40	N/A
460/3/60	FLA/MCA/MOP	10/12/15	12/14/15	14/17/20	N/A
<u>Electrical data based on: electric reheat - <b>NO</b>, 10 lb/hr steam generator humidifier - <b>YES</b>, and NEXT SIZE MOTOR.</u>					
208-230/1/60	FLA/MCA/MOP	N/A	N/A	49/59/70	N/A
208-230/3/60	FLA/MCA/MOP	N/A	N/A	36/43/50	N/A
460/3/60	FLA/MCA/MOP	N/A	N/A	18/21/25	N/A
<u>Electrical data based on: electric reheat - <b>YES</b>, steam generator humidifier - <b>NO</b>, and NEXT SIZE MOTOR.</u>					
208-230/1/60	FLA/MCA/MOP	49/60/70	54/65/70	62/75/90	N/A
208-230/3/60	FLA/MCA/MOP	29/36/40	32/39/40	36/44/50	N/A
460/3/60	FLA/MCA/MOP	14/17/20	15/19/20	18/22/25	N/A
<u>Electrical data based on: electric reheat - <b>NO</b>, steam generator humidifier - <b>NO</b>, and NEXT SIZE MOTOR.</u>					
208-230/1/60	FLA/MCA/MOP	20/24/35	25/29/40	33/39/60	N/A
208-230/3/60	FLA/MCA/MOP	13/15/20	15/18/25	20/23/35	N/A
460/3/60	FLA/MCA/MOP	6.3/7.4/15	7.9/9.2/15	10/12/15	N/A
<u>Evaporator fan motor</u>		<i>NEXT SIZE MOTOR</i>			
Horsepower		1	1-1/2	2	N/A
208-230/1/60	FLA	6.4	8.8	10.5	N/A
208-230/3/60	FLA	3.6	4.8	6.2	N/A
460/3/60	FLA	1.8	2.4	3.1	N/A
<u>Compressor data</u>					
Tons		2.5	3	4	5
208-230/1/60	FLA	13.5	16.0	23.7	28.8
208-230/3/60	FLA	9.0	10.3	13.5	17.3
460/3/60	FLA	4.5	5.1	7.4	9.0
<u>Outdoor condenser data</u>					
		DARC-03	DARC-03	DARC-05	DARC-05
208-230/1/60	FLA/MCA/MOP	4.2/5.3/15	4.2/5.3/15	4.2/5.3/15	4.2/5.3/15
208-230/3/60	FLA/MCA/MOP	4.2/5.3/15	4.2/5.3/15	4.2/5.3/15	4.2/5.3/15
460/3/60	FLA/MCA/MOP	2.1/2.6/15	2.1/2.6/15	2.1/2.6/15	2.1/2.6/15
<u>Condenser fan motor data</u>					
Horsepower		3/4	3/4	3/4	3/4
208-230	FLA	4.2	4.2	4.2	4.2
460	FLA	2.1	2.1	2.1	2.1

FLA - Full load amps

MCA - Minimum circuit amps (wire sizing amps)

MOP - Maximum over-current protection device amps

\* Next size motor applies to evaporator motor only, condenser motor remains standard.

**AIR COOLED: Electrical data at STANDARD airflow**  
**Split systems with indoor evaporator and remote outdoor condensing section**

<i>Model Number</i>		<i>DAPA-2.5</i>	<i>DAPA-03</i>	<i>DAPA-04</i>	<i>DAPA-05</i>		
<u>Electrical data based on; electric reheat - <b>YES</b>, 5 lb/hr steam generator humidifier - <b>YES</b>, and STANDARD MOTOR.</u>							
208-230/1/60	FLA/MCA/MOP	32/40/45	34/43/45	36/45/50	38/47/50		
208-230/3/60	FLA/MCA/MOP	19/24/25	20/25/30	20/25/30	38/48/50		
460/3/60	FLA/MCA/MOP	8.6/11/15	9.0/11/15	9.3/12/15	18/22/25		
<u>Electrical data based on; electric reheat - <b>YES</b>, 10 lb/hr steam generator humidifier - <b>YES</b>, and STANDARD MOTOR.</u>							
208-230/1/60	FLA/MCA/MOP	N/A	N/A	36/45/50	38/47/50		
208-230/3/60	FLA/MCA/MOP	N/A	N/A	20/25/30	38/48/50		
460/3/60	FLA/MCA/MOP	N/A	N/A	9.3/12/15	18/22/25		
<u>Electrical data based on; electric reheat - <b>NO</b>, 5 lb/hr steam generator humidifier - <b>YES</b>, and STANDARD MOTOR.</u>							
208-230/1/60	FLA/MCA/MOP	12/15/20	13/17/20	15/19/20	17/21/25		
208-230/3/60	FLA/MCA/MOP	10/13/15	11/14/15	12/15/20	13/16/20		
460/3/60	FLA/MCA/MOP	4.8/6.0/15	5.2/6.5/15	5.5/6.9/20	6.5/8.1/15		
<u>Electrical data based on; electric reheat - <b>NO</b>, 10 lb/hr steam generator humidifier - <b>YES</b>, and STANDARD MOTOR.</u>							
208-230/1/60	FLA/MCA/MOP	N/A	N/A	23/29/30	25/31/35		
208-230/3/60	FLA/MCA/MOP	N/A	N/A	20/25/30	21/26/30		
460/3/60	FLA/MCA/MOP	N/A	N/A	9.2/11/15	10/13/15		
<u>Electrical data based on; electric reheat - <b>YES</b>, steam generator humidifier - <b>NO</b>, and STANDARD MOTOR.</u>							
208-230/1/60	FLA/MCA/MOP	32/40/45	34/43/45	36/45/50	38/47/50		
208-230/3/60	FLA/MCA/MOP	19/24/25	20/25/30	20/25/30	21/27/30		
460/3/60	FLA/MCA/MOP	8.6/11/15	9.0/11/15	9.3/12/15	10/13/15		
<u>Electrical data based on; electric reheat - <b>NO</b>, steam generator humidifier - <b>NO</b>, and STANDARD MOTOR.</u>							
208-230/1/60	FLA/MCA/MOP	3.5/4.4/15	5.3/6.6/15	6.8/8.5/15	8.8/11/15		
208-230/3/60	FLA/MCA/MOP	2.2/2.8/15	3.0/3.8/15	3.6/4.5/15	4.8/6.0/15		
460/3/60	FLA/MCA/MOP	1.1/1.4/15	1.5/1.9/15	1.8/2.3/15	2.8/3.5/15		
<u>Evaporator fan motor</u>		<i>Standard</i>					
Horsepower		1/2	3/4	1	1-1/2		
208-230/1/60	FLA	4.0	5.3	6.4	8.8		
208-230/3/60	FLA	2.2	3.0	3.6	4.8		
460/3/60	FLA	1.1	1.5	1.8	2.4		
<u>Outdoor condensing unit</u>							
Tons in nominal tons		DRCU-xxxx		2.5	3	4	5
208-230/1/60	FLA/MCA/MOP	18/21/30	20/24/40	28/34/50	33/40/60		
208-230/3/60	FLA/MCA/MOP	13/15/20	15/17/25	18/21/30	22/26/40		
460/3/60	FLA/MCA/MOP	6.6/7.7/15	7.2/8.5/15	10/11/15	11/13/20		
<u>Compressor data</u>							
Tons		2.5	3	4	5		
208-230/1/60	FLA	13.5	16.0	23.7	28.8		
208-230/3/60	FLA	9.0	10.3	13.5	17.3		
460/3/60	FLA	4.5	5.1	7.4	9.0		
<u>Condenser fan motor data</u>							
Horsepower		3/4	3/4	3/4	3/4		
208-230	FLA	4.2	4.2	4.2	4.2		
460	FLA	2.1	2.1	2.1	2.1		
FLA - Full load amps		MCA - Minimum circuit amps (wire sizing amps)		MOP - Maximum over-current protection device amps			

**AIR COOLED: Electrical data at STANDARD airflow**  
**Split systems with indoor evaporator and remote outdoor condensing section with NEXT SIZE MOTOR\***

<i>Model Number</i>		<i>DAPA-2.5</i>	<i>DAPA-03</i>	<i>DAPA-04</i>	<i>DAPA-05</i>
<u>Electrical data based on: electric reheat - <b>YES</b>, 5 lb/hr steam generator humidifier - <b>YES</b>, and NEXT SIZE MOTOR.</u>					
208-230/1/60	FLA/MCA/MOP	34/43/45	36/45/50	38/47/50	38/48/50
208-230/3/60	FLA/MCA/MOP	20/25/30	20/25/30	21/27/30	39/49/50
460/3/60	FLA/MCA/MOP	9.0/11/15	9.3/12/15	10/13/15	18/23/25
<u>Electrical data based on: electric reheat - <b>YES</b>, 10 lb/hr steam generator humidifier - <b>YES</b>, and NEXT SIZE MOTOR.</u>					
208-230/1/60	FLA/MCA/MOP	N/A	N/A	38/47/50	38/48/50
208-230/3/60	FLA/MCA/MOP	N/A	N/A	21/27/30	39/49/50
460/3/60	FLA/MCA/MOP	N/A	N/A	10/13/15	18/23/25
<u>Electrical data based on: electric reheat - <b>NO</b>, 5 lb/hr steam generator humidifier - <b>YES</b>, and NEXT SIZE MOTOR.</u>					
208-230/1/60	FLA/MCA/MOP	13/17/20	15/19/20	17/21/25	17/22/25
208-230/3/60	FLA/MCA/MOP	11/14/15	12/15/20	13/16/20	14/18/20
460/3/60	FLA/MCA/MOP	5.2/6.5/15	5.5/6.9/15	6.5/8.1/20	6.7/8.4/15
<u>Electrical data based on: electric reheat - <b>NO</b>, 10 lb/hr steam generator humidifier - <b>YES</b>, and NEXT SIZE MOTOR.</u>					
208-230/1/60	FLA/MCA/MOP	N/A	N/A	25/31/35	26/32/35
208-230/3/60	FLA/MCA/MOP	N/A	N/A	21/26/30	22/28/30
460/3/60	FLA/MCA/MOP	N/A	N/A	10/13/15	10/13/15
<u>Electrical data based on: electric reheat - <b>YES</b>, steam generator humidifier - <b>NO</b>, and NEXT SIZE MOTOR.</u>					
208-230/1/60	FLA/MCA/MOP	34/43/45	36/45/50	38/47/50	38/48/50
208-230/3/60	FLA/MCA/MOP	20/25/30	20/25/30	21/27/30	23/28/30
460/3/60	FLA/MCA/MOP	9.0/11/15	9.3/12/15	10/13/15	11/13/15
<u>Electrical data based on: electric reheat - <b>NO</b>, steam generator humidifier - <b>NO</b>, and NEXT SIZE MOTOR.</u>					
208-230/1/60	FLA/MCA/MOP	5.3/6.6/15	6.8/8.5/15	8.8/11/15	9.3/12/15
208-230/3/60	FLA/MCA/MOP	3.0/3.8/15	3.6/4.5/15	4.8/6.0/15	6.0/7.5/15
460/3/60	FLA/MCA/MOP	1.5/1.9/15	1.8/2.3/15	2.8/3.5/15	3.0/3.8/15
<u>Evaporator fan motor data</u>		<i>NEXT SIZE MOTOR</i>			
Horsepower		3/4	1	1-1/2	2
208-230/1/60	FLA	5.3	6.4	8.8	10.5
208-230/3/60	FLA	3.0	3.6	4.8	6.2
460/3/60	FLA	1.5	1.8	2.4	3.1
<u>Outdoor condensing data</u>					
Tons in Nominal TonsDRCU-xxxx		2.5	3	4	5
208-230/1/60	FLA/MCA/MOP	18/21/30	20/24/40	28/34/50	33/40/60
208-230/3/60	FLA/MCA/MOP	13/15/20	15/17/25	18/21/30	22/26/40
460/3/60	FLA/MCA/MOP	6.6/7.7/15	7.2/8.5/15	10/11/15	11/13/20
<u>Compressor data</u>					
Tons		2.5	3	4	5
208-230/1/60	FLA	13.5	16.0	23.7	28.8
208-230/3/60	FLA	9.0	10.3	13.5	17.3
460/3/60	FLA	4.5	5.1	7.4	9.0
<u>Condenser fan motor data</u>					
Horsepower		3/4	3/4	3/4	3/4
208-230	FLA	4.2	4.2	4.2	4.2
460	FLA	2.1	2.1	2.1	2.1
FLA - Full load amps		MCA - Minimum circuit amps (wire sizing amps)		MOP - Maximum over-current protection device amps	

\* Next size motor applies to evaporator motor only, condenser motor remains standard.

**AIR COOLED: Electrical data at OPTIONAL airflow**  
**Split systems with indoor evaporator and remote outdoor condensing section**

<i>Model Number</i>		<i>DAPA-2.5</i>	<i>DAPA-03</i>	<i>DAPA-04</i>	<i>DAPA-05</i>
<u>Electrical data based on: electric reheat - <b>YES</b>, 5 lb/hr steam generator humidifier - <b>YES</b>, and STANDARD MOTOR.</u>					
208-230/1/60	FLA/MCA/MOP	34/43/45	36/45/45	38/47/50	38/48/50
208-230/3/60	FLA/MCA/MOP	20/25/30	20/25/30	21/27/30	39/49/50
460/3/60	FLA/MCA/MOP	9.0/11/15	9.3/12/15	10/13/15	18/23/25
<u>Electrical data based on: electric reheat - <b>YES</b>, 10 lb/hr steam generator humidifier - <b>YES</b>, and STANDARD MOTOR.</u>					
208-230/1/60	FLA/MCA/MOP	N/A	N/A	38/47/50	38/48/50
208-230/3/60	FLA/MCA/MOP	N/A	N/A	21/27/30	39/49/50
460/3/60	FLA/MCA/MOP	N/A	N/A	10/13/15	18/23/25
<u>Electrical data based on: electric reheat - <b>NO</b>, 5 lb/hr steam generator humidifier - <b>YES</b>, and STANDARD MOTOR.</u>					
208-230/1/60	FLA/MCA/MOP	13/17/20	15/19/20	17/21/25	17/22/25
208-230/3/60	FLA/MCA/MOP	11/14/15	12/15/20	13/16/20	14/18/20
460/3/60	FLA/MCA/MOP	5.2/6.5/15	5.5/6.9/15	6.5/8.1/20	6.7/8.4/15
<u>Electrical data based on: electric reheat - <b>NO</b>, 10 lb/hr steam generator humidifier - <b>YES</b>, and STANDARD MOTOR.</u>					
208-230/1/60	FLA/MCA/MOP	N/A	N/A	25/31/35	26/32/35
208-230/3/60	FLA/MCA/MOP	N/A	N/A	21/26/30	22/28/30
460/3/60	FLA/MCA/MOP	N/A	N/A	10/13/15	10/13/15
<u>Electrical data based on: electric reheat - <b>YES</b>, steam generator humidifier - <b>NO</b>, and STANDARD MOTOR.</u>					
208-230/1/60	FLA/MCA/MOP	34/43/45	36/45/50	38/47/50	38/48/50
208-230/3/60	FLA/MCA/MOP	20/25/30	20/25/30	21/27/30	39/49/50
460/3/60	FLA/MCA/MOP	9.0/11/15	9.3/12/15	10/13/15	18/23/25
<u>Electrical data based on: electric reheat - <b>NO</b>, steam generator humidifier - <b>NO</b>, and STANDARD MOTOR.</u>					
208-230/1/60	FLA/MCA/MOP	5.3/6.6/15	6.8/8.5/15	8.8/11/15	9.3/12/15
208-230/3/60	FLA/MCA/MOP	3.0/3.8/15	3.6/4.5/15	4.8/6.0/15	6.0/7.5/15
460/3/60	FLA/MCA/MOP	1.5/1.9/15	1.8/2.3/15	2.8/3.5/15	3.0/3.8/15
<u>Evaporator fan motor data</u>					
Horsepower		3/4	1	1-1/2	2
208-230/1/60	FLA	5.3	6.4	8.8	10.5
208-230/3/60	FLA	3.0	3.6	4.8	6.2
460/3/60	FLA	1.5	1.8	2.4	3.1
<u>Outdoor condensing unit</u>					
Tons in nominal tons	DRCU-xxxx	2.5	3	4	5
208-230/1/60	FLA/MCA/MOP	18/21/30	20/24/40	28/34/50	33/40/60
208-230/3/60	FLA/MCA/MOP	13/15/20	15/17/25	18/21/30	22/26/40
460/3/60	FLA/MCA/MOP	6.6/7.7/15	7.2/8.5/15	10/11/15	11/13/20
<u>Compressor data</u>					
Tons		2.5	3	4	5
208-230/1/60	FLA	13.5	16.0	23.7	28.8
208-230/3/60	FLA	9.0	10.3	13.5	17.3
460/3/60	FLA	4.5	5.1	7.4	9.0
<u>Condenser fan motor data</u>					
Horsepower		3/4	3/4	3/4	3/4
208-230	FLA	4.2	4.2	4.2	4.2
460	FLA	2.1	2.1	2.1	2.1
FLA - Full load amps		MCA - Minimum circuit amps (wire sizing amps)		MOP - Maximum over-current protection device amps	

**AIR COOLED: Electrical data at OPTIONAL airflow**  
**Split systems with indoor evaporator and remote outdoor condensing section with NEXT SIZE MOTOR\***

<i>Model Number</i>		<i>DAPA-2.5</i>	<i>DAPA-03</i>	<i>DAPA-04</i>	<i>DAPA-05</i>
<u>Electrical data based on: electric reheat - <b>YES</b>, 5 lb/hr steam generator humidifier - <b>YES</b>, and NEXT SIZE MOTOR</u>					
208-230/1/60	FLA/MCA/MOP	36/45/50	38/47/50	38/48/50	N/A
208-230/3/60	FLA/MCA/MOP	20/25/30	21/27/30	23/28/30	N/A
460/3/60	FLA/MCA/MOP	9.3/12/15	10/13/15	11/13/15	N/A
<u>Electrical data based on: electric reheat - <b>YES</b>, 10 lb/hr steam generator humidifier - <b>YES</b>, and NEXT SIZE MOTOR.</u>					
208-230/1/60	FLA/MCA/MOP	N/A	N/A	38/48/50	N/A
208-230/3/60	FLA/MCA/MOP	N/A	N/A	23/28/30	N/A
460/3/60	FLA/MCA/MOP	N/A	N/A	11/13/15	N/A
<u>Electrical data based on: electric reheat - <b>NO</b>, 5 lb/hr steam generator humidifier - <b>YES</b>, and NEXT SIZE MOTOR.</u>					
208-230/1/60	FLA/MCA/MOP	15/19/20	17/21/25	17/22/25	N/A
208-230/3/60	FLA/MCA/MOP	12/15/20	13/16/20	14/18/20	N/A
460/3/60	FLA/MCA/MOP	5.5/6.9/15	6.5/8.1/15	6.7/8.4/15	N/A
<u>Electrical data based on: electric reheat - <b>NO</b>, 10 lb/hr steam generator humidifier - <b>YES</b>, and NEXT SIZE MOTOR.</u>					
208-230/1/60	FLA/MCA/MOP	N/A	N/A	26/32/35	N/A
208-230/3/60	FLA/MCA/MOP	N/A	N/A	22/28/30	N/A
460/3/60	FLA/MCA/MOP	N/A	N/A	10/13/15	N/A
<u>Electrical data based on: electric reheat - <b>YES</b>, steam generator humidifier - <b>NO</b>, and NEXT SIZE MOTOR.</u>					
208-230/1/60	FLA/MCA/MOP	36/45/50	38/47/50	38/48/50	N/A
208-230/3/60	FLA/MCA/MOP	20/25/30	21/27/30	23/28/30	N/A
460/3/60	FLA/MCA/MOP	9.3/12/15	10/13/15	11/13/15	N/A
<u>Electrical data based on: Electric reheat <b>NO</b>, steam generator humidifier - <b>NO</b>, and NEXT SIZE MOTOR.</u>					
208-230/1/60	FLA/MCA/MOP	6.8/8.5/15	8.8/11/15	9.3/12/15	N/A
208-230/3/60	FLA/MCA/MOP	3.6/4.5/15	4.8/6.0/15	6.0/7.5/15	N/A
460/3/60	FLA/MCA/MOP	1.8/2.3/15	2.8/3.5/15	3.0/3.8/15	N/A
<u>Evaporator fan motor data</u>		<i>NEXT SIZE MOTOR</i>			
Horsepower		1	1-1/2	2	N/A
208-230/1/60	FLA	6.4	8.8	10.5	N/A
208-230/3/60	FLA	3.6	4.8	6.2	N/A
460/3/60	FLA	1.8	2.4	3.1	N/A
<u>Outdoor condensing unit</u>					
Tons in nominal tons	DRCU-xxxx	2.5	3	4	5
208-230/1/60	FLA/MCA/MOP	18/21/30	20/24/40	28/34/50	33/40/60
208-230/3/60	FLA/MCA/MOP	13/15/20	15/17/25	18/21/30	22/26/40
460/3/60	FLA/MCA/MOP	6.6/7.7/15	7.2/8.5/15	10/11/15	11/13/20
<u>Compressor data</u>					
Tons		2.5	3	4	5
208-230/1/60	FLA	13.5	16.0	23.7	28.8
208-230/3/60	FLA	9.0	10.3	13.5	17.3
460/3/60	FLA	4.5	5.1	7.4	9.0
<u>Condenser fan motor data</u>					
Horsepower		3/4	3/4	3/4	3/4
208-230	FLA	4.2	4.2	4.2	4.2
460	FLA	2.1	2.1	2.1	2.1

FLA - Full Load Amps      MCA - Minimum Circuit Amps (Wire Sizing Amps)      MOP - Maximum Over-current Protection Device Amps

\* Next size motor applies to evaporator motor only, condenser motor remains standard.

**WATER COOLED: Electrical data at STANDARD airflow**  
**Packaged or split indoor systems with single power source**

**Model Number** **DAPW-2.5** **DAPW-03** **DAPW-04** **DAPW-05**

Electrical data based on: electric reheat - **YES**, 5 lb/hr steam generator humidifier - **YES**, and STANDARD MOTOR.

208-230/1/60	FLA/MCA/MOP	46/56/60	50/61/70	59/72/80	66/81/100
208-230/3/60	FLA/MCA/MOP	28/34/35	30/37/40	34/41/50	55/68/70
460/3/60	FLA/MCA/MOP	13/16/20	14/17/20	17/20/25	27/33/35

Electrical data based on: electric reheat - **YES**, 10 lb/hr steam generator humidifier - **YES**, and STANDARD MOTOR.

208-230/1/60	FLA/MCA/MOP	N/A	N/A	59/72/80	66/81/100
208-230/3/60	FLA/MCA/MOP	N/A	N/A	34/41/50	55/68/70
460/3/60	FLA/MCA/MOP	N/A	N/A	17/20/25	27/33/35

Electrical data based on: electric reheat - **NO**, 5 lb/hr steam generator humidifier - **YES**, and STANDARD MOTOR

208-230/1/60	FLA/MCA/MOP	25/31/40	29/36/45	39/47/60	46/55/80
208-230/3/60	FLA/MCA/MOP	19/24/30	21/26/30	25/31/40	30/37/50
460/3/60	FLA/MCA/MOP	9.3/11/15	10/12/15	13/16/20	15/19/25

Electrical data based on: electric reheat - **NO**, 10 lb/hr steam generator humidifier - **YES**, and STANDARD MOTOR.

208-230/1/60	FLA/MCA/MOP	N/A	N/A	47/57/70	54/65/80
208-230/3/60	FLA/MCA/MOP	N/A	N/A	33/41/50	38/47/60
460/3/60	FLA/MCA/MOP	N/A	N/A	17/20/25	19/23/30

Electrical data based on: electric reheat - **YES**, steam generator humidifier - **NO**, and STANDARD MOTOR.

208-230/1/60	FLA/MCA/MOP	46/56/60	50/61/70	59/72/80	66/81/100
208-230/3/60	FLA/MCA/MOP	28/34/35	30/37/40	34/41/50	55/68/70
460/3/60	FLA/MCA/MOP	13/16/20	14/17/20	17/20/25	27/33/35

Electrical data based on: electric reheat - **NO**, steam generator humidifier - **NO**, and STANDARD MOTOR.

208-230/1/60	FLA/MCA/MOP	17/20/30	21/25/40	31/36/60	38/45/70
208-230/3/60	FLA/MCA/MOP	11/13/20	13/16/25	17/20/30	22/26/40
460/3/60	FLA/MCA/MOP	5.6/6.7/15	6.6/7.9/15	9.2/11/15	12/14/20

Evaporator fan motor data *Standard*

Horsepower		1/2	3/4	1	1-1/2
208-230/1/60	FLA	4.0	5.3	6.4	8.8
208-230/3/60	FLA	2.2	3.0	3.6	4.8
460/3/60	FLA	1.1	1.5	1.8	2.4

Compressor data

Tons		2.5	3	4	5
208-230/1/60	FLA	13.5	16.0	23.7	28.8
208-230/3/60	FLA	9.0	10.3	13.5	17.3
460/3/60	FLA	4.5	5.1	7.4	9.0

FLA - Full load amps

MCA - Minimum circuit amps (wire sizing amps)

MOP - Maximum over-current protection device amps



**WATER COOLED: Electrical data at STANDARD airflow**  
**Packaged or split indoor systems with single power source with NEXT SIZE MOTOR\***

<i>Model Number</i>	<i>DAPW-2.5</i>	<i>DAPW-03</i>	<i>DAPW-04</i>	<i>DAPW-05</i>
---------------------	-----------------	----------------	----------------	----------------

Electrical data based on: electric reheat - **YES**, 5 lb/hr steam generator humidifier - **YES**, and NEXT SIZE MOTOR.

208-230/1/60	FLA/MCA/MOP	47/58/60	52/63/70	61/74/90	67/81/100
208-230/3/60	FLA/MCA/MOP	29/35/40	31/37/40	35/43/50	57/69/70
460/3/60	FLA/MCA/MOP	14/17/20	14/18/20	18/21/25	27/33/35

Electrical data based on: electric reheat - **YES**, 10 lb/hr steam generator humidifier - **YES**, and NEXT SIZE MOTOR.

208-230/1/60	FLA/MCA/MOP	N/A	N/A	61/74/90	67/81/100
208-230/3/60	FLA/MCA/MOP	N/A	N/A	35/43/50	57/69/70
460/3/60	FLA/MCA/MOP	N/A	N/A	18/21/25	27/33/35

Electrical data based on: electric reheat - **NO**, 5 lb/hr steam generator humidifier - **YES**, and NEXT SIZE MOTOR.

208-230/1/60	FLA/MCA/MOP	26/32/40	31/37/50	41/49/70	46/56/80
208-230/3/60	FLA/MCA/MOP	20/24/30	22/27/30	26/32/35	31/38/50
460/3/60	FLA/MCA/MOP	10/12/15	11/13/15	14/17/20	16/19/25

Electrical data based on: electric reheat - **NO**, 10 lb/hr steam generator humidifier - **YES**, and NEXT SIZE MOTOR.

208-230/1/60	FLA/MCA/MOP	N/A	N/A	49/59/70	54/66/90
208-230/3/60	FLA/MCA/MOP	N/A	N/A	35/42/50	40/48/60
460/3/60	FLA/MCA/MOP	N/A	N/A	18/21/25	19/23/30

Electrical data based on: electric reheat - **YES**, steam generator humidifier - **NO**, and NEXT SIZE MOTOR.

208-230/1/60	FLA/MCA/MOP	47/58/60	52/63/70	61/74/90	67/81/100
208-230/3/60	FLA/MCA/MOP	29/35/40	31/37/40	35/43/50	57/69/70
460/3/60	FLA/MCA/MOP	14/11/20	14/18/20	18/21/25	27/33/35

Electrical data based on: electric reheat - **NO**, steam generator humidifier - **NO**, and NEXT SIZE MOTOR

208-230/1/60	FLA/MCA/MOP	19/22/35	23/27/40	33/38/60	38/45/70
208-230/3/60	FLA/MCA/MOP	12/14/20	14/16/25	18/22/35	23/28/40
460/3/60	FLA/MCA/MOP	6.0/7.1/15	6.9/8.2/15	10/12/15	12/14/20

Evaporator fan motor data                      *NEXT SIZE MOTOR*

Horsepower		3/4	1	1-1/2	2
208-230/1/60	FLA	5.3	6.4	8.8	10.5
208-230/3/60	FLA	3.0	3.6	4.8	6.2
460/3/60	FLA	1.5	1.8	2.4	3.1

Compressor data

Tons		2.5	3	4	5
208-230/1/60	FLA	13.5	16.0	23.7	28.8
208-230/3/60	FLA	9.0	10.3	13.5	17.3
460/3/60	FLA	4.5	5.1	7.4	9.0

FLA - Full load amps

MCA - Minimum circuit amps (wire sizing amps)

MOP - Maximum over-current protection device amps

\* Next size motor applies to evaporator motor only, condenser motor remains standard.



**WATER COOLED: Electrical data at OPTIONAL airflow  
Packaged or split indoor systems with single power source**

<i>Model Number</i>		<i>DAPW-2.5</i>	<i>DAPW-03</i>	<i>DAPW-04</i>	<i>DAPW-05</i>
<u>Electrical data based on: electric reheat - <b>YES</b>, 5 lb/hr steam generator humidifier <b>YES</b> and STANDARD MOTOR</u>					
208-230/1/60	FLA/MCA/MOP	48/58/60	52/63/70	61/74/90	67/81/100
208-230/3/60	FLA/MCA/MOP	29/35/40	31/37/40	35/43/50	57/69/70
460/3/60	FLA/MCA/MOP	14/17/20	14/18/20	18/21/25	27/33/35
<u>Electrical data based on: electric reheat - <b>YES</b>, 10 lb/hr steam generator humidifier - <b>YES</b>, and STANDARD MOTOR.</u>					
208-230/1/60	FLA/MCA/MOP	N/A	N/A	61/74/90	67/81/100
208-230/3/60	FLA/MCA/MOP	N/A	N/A	35/43/50	57/69/70
460/3/60	FLA/MCA/MOP	N/A	N/A	18/21/25	27/33/35
<u>Electrical data based on: electric reheat - <b>NO</b>, 5 lb/hr steam generator humidifier - <b>YES</b>, and STANDARD MOTOR.</u>					
208-230/1/60	FLA/MCA/MOP	27/32/40	31/37/50	41/49/70	46/56/80
208-230/3/60	FLA/MCA/MOP	20/24/30	22/27/30	26/32/35	31/38/40
460/3/60	FLA/MCA/MOP	10/12/15	11/13/15	14/17/20	16/19/25
<u>Electrical data based on: electric reheat - <b>NO</b>, 10 lb/hr steam generator humidifier - <b>YES</b>, and STANDARD MOTOR.</u>					
208-230/1/60	FLA/MCA/MOP	N/A	N/A	49/59/70	54/66/90
208-230/3/60	FLA/MCA/MOP	N/A	N/A	35/42/50	40/48/60
460/3/60	FLA/MCA/MOP	N/A	N/A	18/21/25	19/23/30
<u>Electrical data based on: electric reheat - <b>YES</b>, steam generator humidifier - <b>NO</b>, and STANDARD MOTOR.</u>					
208-230/1/60	FLA/MCA/MOP	48/58/60	52/63/70	61/74/90	67/81/100
208-230/3/60	FLA/MCA/MOP	29/35/40	31/37/50	35/43/50	57/69/70
460/3/60	FLA/MCA/MOP	14/17/20	14/18/20	18/21/25	27/33/35
<u>Electrical data based on: electric reheat - <b>NO</b>, steam generator humidifier - <b>NO</b>, and STANDARD MOTOR.</u>					
208-230/1/60	FLA/MCA/MOP	19/22/35	23/27/40	33/38/60	38/45/70
208-230/3/60	FLA/MCA/MOP	12/14/20	14/16/25	18/22/35	23/28/40
460/3/60	FLA/MCA/MOP	6.0/7.1/15	6.9/8.2/15	10/12/15	12/14/20
<u>Evaporator fan motor data</u>		<i>Standard</i>			
Horsepower		3/4	1	1-1/2	2
208-230/1/60	FLA	5.3	6.4	8.8	10.5
208-230/3/60	FLA	3.0	3.6	4.8	6.2
460/3/60	FLA	1.5	1.8	2.4	3.1
<u>Compressor data</u>					
Tons		2.5	3	4	5
208-230/1/60	FLA	13.5	16.0	23.7	28.8
208-230/3/60	FLA	9.0	10.3	13.5	17.3
460/3/60	FLA	4.5	5.1	7.4	9.0

FLA - Full load amps

MCA - Minimum circuit amps (wire sizing amps)

MOP - Maximum over-current protection device amps

**WATER COOLED: Electrical data at OPTIONAL airflow  
Packaged or split indoor systems with single power source with NEXT SIZE MOTOR\***

<i>Model Number</i>		<i>DAPW-2.5</i>	<i>DAPW-03</i>	<i>DAPW-04</i>	<i>DAPW-05</i>
<u>Electrical data based on: electric reheat - <b>YES</b>, 5 lb/hr steam generator humidifier - <b>YES</b>, and NEXT SIZE MOTOR.</u>					
208-230/1/60	FLA/MCA/MOP	49/60/70	54/65/70	62/75/90	N/A
208-230/3/60	FLA/MCA/MOP	29/36/40	32/39/40	36/44/50	N/A
460/3/60	FLA/MCA/MOP	14/17/20	15/19/20	18/22/25	N/A
<u>Electrical data based on: electric reheat - <b>YES</b>, 10 lb/hr steam generator humidifier - <b>YES</b>, and NEXT SIZE MOTOR.</u>					
208-230/1/60	FLA/MCA/MOP	N/A	N/A	62/75/90	N/A
208-230/3/60	FLA/MCA/MOP	N/A	N/A	36/44/50	N/A
460/3/60	FLA/MCA/MOP	N/A	N/A	18/22/25	N/A
<u>Electrical data based on: electric reheat - <b>NO</b>, 5 lb/hr steam generator humidifier - <b>YES</b>, and NEXT SIZE MOTOR.</u>					
208-230/1/60	FLA/MCA/MOP	28/34/45	33/39/50	41/49/70	N/A
208-230/3/60	FLA/MCA/MOP	21/25/30	23/28/35	28/33/40	N/A
460/3/60	FLA/MCA/MOP	10/12/15	12/14/15	14/17/20	N/A
<u>Electrical data based on: electric reheat - <b>NO</b>, 10 lb/hr steam generator humidifier - <b>YES</b>, and NEXT SIZE MOTOR.</u>					
208-230/1/60	FLA/MCA/MOP	N/A	N/A	49/59/70	N/A
208-230/3/60	FLA/MCA/MOP	N/A	N/A	36/43/50	N/A
460/3/60	FLA/MCA/MOP	N/A	N/A	18/21/25	N/A
<u>Electrical data based on: electric reheat - <b>YES</b>, steam generator humidifier - <b>NO</b>, and NEXT SIZE MOTOR.</u>					
208-230/1/60	FLA/MCA/MOP	49/60/70	54/65/70	62/75/90	N/A
208-230/3/60	FLA/MCA/MOP	29/36/40	32/39/40	36/44/50	N/A
460/3/60	FLA/MCA/MOP	14/17/20	15/19/20	18/22/25	N/A
<u>Electrical data based on: electric reheat - <b>NO</b>, steam generator humidifier - <b>NO</b>, and NEXT SIZE MOTOR.</u>					
208-230/1/60	FLA/MCA/MOP	20/24/35	25/29/40	33/39/60	N/A
208-230/3/60	FLA/MCA/MOP	13/15/20	15/18/25	20/23/35	N/A
460/3/60	FLA/MCA/MOP	6.3/7.4/15	7.9/9.2/15	10/12/15	N/A
<u>Evaporator fan motor data</u>		<i>NEXT SIZE MOTOR</i>			
Horsepower		1	1-1/2	2	N/A
208-230/1/60	FLA	6.4	8.8	10.5	N/A
208-230/3/60	FLA	3.6	4.8	6.2	N/A
460/3/60	FLA	1.8	2.4	3.1	N/A
<u>Compressor data</u>					
Tons		2.5	3	4	5
208-230/1/60	FLA	13.5	16.0	23.7	28.8
208-230/3/60	FLA	9.0	10.3	13.5	17.3
460/3/60	FLA	4.5	5.1	7.4	9.0

FLA - Full load amps

MCA - Minimum circuit amps (wire sizing amps)

MOP - Maximum over-current protection device amps

\* Next size motor applies to evaporator motor only, condenser motor remains standard.

**CHILLED WATER: Electrical data at STANDARD airflow**

<i>Model Number</i>		<i>DAPC-2.5</i>	<i>DAPC-03</i>	<i>DAPC-04</i>	<i>DAPC-05</i>
<u>Electrical data based on: electric reheat - <b>YES</b>, 5 lb/hr steam generator humidifier - <b>YES</b>, and STANDARD MOTOR.</u>					
208-230/1/60	FLA/MCA/MOP	32/40/45	34/43/45	36/45/50	38/47/50
208-230/3/60	FLA/MCA/MOP	19/24/25	20/25/30	20/25/30	38/48/50
460/3/60	FLA/MCA/MOP	8.6/11/15	9.0/11/15	9.3/12/15	18/22/25
<u>Electrical data based on: electric reheat - <b>YES</b>, 10 lb/hr steam generator humidifier - <b>YES</b>, and STANDARD MOTOR.</u>					
208-230/1/60	FLA/MCA/MOP	N/A	N/A	36/45/50	38/47/50
208-230/3/60	FLA/MCA/MOP	N/A	N/A	20/25/30	38/48/50
460/3/60	FLA/MCA/MOP	N/A	N/A	9.3/12/15	18/22/25
<u>Electrical data based on: electric reheat - <b>NO</b>, 5 lb/hr steam generator humidifier - <b>YES</b>, and STANDARD MOTOR.</u>					
208-230/1/60	FLA/MCA/MOP	12/15/20	13/17/20	15/19/20	17/21/25
208-230/3/60	FLA/MCA/MOP	10/13/15	11/14/15	12/15/20	13/16/20
460/3/60	FLA/MCA/MOP	4.8/6.0/15	5.2/6.5/15	5.5/6.9/15	6.5/8.1/15
<u>Electrical data based on: electric reheat - <b>NO</b>, 10 lb/hr steam generator humidifier - <b>YES</b>, and STANDARD MOTOR.</u>					
208-230/1/60	FLA/MCA/MOP	N/A	N/A	23/29/30	25/31/35
208-230/3/60	FLA/MCA/MOP	N/A	N/A	20/25/30	21/26/30
460/3/60	FLA/MCA/MOP	N/A	N/A	9.2/12/15	10/13/15
<u>Electrical data based on: electric reheat - <b>YES</b>, steam generator humidifier - <b>NO</b>, and STANDARD MOTOR.</u>					
208-230/1/60	FLA/MCA/MOP	32/40/45	33/42/45	36/45/50	38/47/50
208-230/3/60	FLA/MCA/MOP	19/24/25	20/25/30	20/25/30	38/48/50
460/3/60	FLA/MCA/MOP	8.6/11/15	9.0/11/15	9.3/12/15	18/22/25
<u>Electrical data based on: electric reheat - <b>NO</b>, steam generator humidifier - <b>NO</b>, and STANDARD MOTOR</u>					
208-230/1/60	FLA/MCA/MOP	3.5/4.4/15	5.3/6.6/15	6.8/8.5/15	8.8/11/15
208-230/3/60	FLA/MCA/MOP	2.2/2.8/15	3.0/3.8/15	3.6/4.5/15	4.8/6.0/15
460/3/60	FLA/MCA/MOP	1.1/1.4/15	1.5/1.9/15	1.8/2.3/15	2.8/3.5/15
<u>Fan motor data</u>		<i>Standard</i>			
Horsepower		1/2	3/4	1	1-1/2
208-230/1/60	FLA	4.0	5.3	6.4	8.8
208-230/3/60	FLA	2.2	3.0	3.6	4.8
460/3/60	FLA	1.1	1.5	1.8	2.4

FLA - Full load amps

MCA - Minimum circuit amps (wire sizing amps)

MOP - Maximum over-current protection device amps



## CHILLED WATER: Electrical data at OPTIONAL airflow

<i>Model Number</i>		<i>DAPC-2.5</i>	<i>DAPC-03</i>	<i>DAPC-04</i>	<i>DAPC-05</i>
<u>Electrical data based on: electric reheat - <b>YES</b>, 5 lb/hr steam generator humidifier - <b>YES</b>, and STANDARD MOTOR.</u>					
208-230/1/60	FLA/MCA/MOP	34/43/45	36/45/50	38/47/50	38/48/50
208-230/3/60	FLA/MCA/MOP	20/25/30	20/25/30	21/27/30	39/49/50
460/3/60	FLA/MCA/MOP	9.0/11/15	9.3/12/15	10/13/15	18/23/25
<u>Electrical data based on: electric reheat - <b>YES</b>, 10 lb/hr steam generator humidifier - <b>YES</b>, and STANDARD MOTOR.</u>					
208-230/1/60	FLA/MCA/MOP	N/A	N/A	38/47/50	38/48/50
208-230/3/60	FLA/MCA/MOP	N/A	N/A	21/27/30	39/49/50
460/3/60	FLA/MCA/MOP	N/A	N/A	10/13/15	18/23/25
<u>Electrical data based on: electric reheat - <b>NO</b>, 5 lb/hr steam generator humidifier - <b>YES</b>, and STANDARD MOTOR.</u>					
208-230/1/60	FLA/MCA/MOP	13/17/20	15/19/20	17/21/25	17/22/25
208-230/3/60	FLA/MCA/MOP	11/14/15	12/15/20	13/16/20	14/18/20
460/3/60	FLA/MCA/MOP	5.2/6.5/15	5.5/6.9/15	6.5/8.1/15	6.7/8.4/15
<u>Electrical data based on: electric reheat - <b>NO</b>, 10 lb/hr steam generator humidifier - <b>YES</b>, and STANDARD MOTOR.</u>					
208-230/1/60	FLA/MCA/MOP	N/A	N/A	25/31/35	26/32/35
208-230/3/60	FLA/MCA/MOP	N/A	N/A	21/26/30	22/28/30
460/3/60	FLA/MCA/MOP	N/A	N/A	10/13/15	10/13/15
<u>Electrical data based on: electric reheat - <b>YES</b>, steam generator humidifier - <b>NO</b>, and STANDARD MOTOR.</u>					
208-230/1/60	FLA/MCA/MOP	34/43/45	36/45/50	38/47/50	38/48/50
208-230/3/60	FLA/MCA/MOP	20/25/30	20/25/30	21/27/30	39/49/50
460/3/60	FLA/MCA/MOP	9.0/11/15	9.3/12/15	10/13/15	18/23/25
<u>Electrical data based on: electric reheat - <b>NO</b>, steam generator humidifier - <b>NO</b>, and STANDARD MOTOR.</u>					
208-230/1/60	FLA/MCA/MOP	5.3/6.6/15	6.8/8.5/15	8.8/11/15	9.3/12/20
208-230/3/60	FLA/MCA/MOP	3.0/3.8/15	3.6/4.5/15	4.8/6.0/15	6.0/7.5/15
460/3/60	FLA/MCA/MOP	1.5/1.9/15	1.8/2.3/15	2.8/3.5/15	3.0/3.8/15
<u>Fan motor data</u>					
	<i>Standard</i>				
Horsepower		3/4	1	1-1/2	2
208-230/1/60	FLA	5.3	6.4	8.8	10.5
208-230/3/60	FLA	3.0	3.6	4.8	6.2
460/3/60	FLA	1.5	1.8	2.4	3.1

FLA - Full load amps

MCA - Minimum circuit amps (wire sizing amps)

MOP - Maximum over-current protection device amps

**CHILLED WATER: Electrical data at OPTIONAL airflow with NEXT SIZE MOTOR**

<i>Model Number</i>		<i>DAPC-2.5</i>	<i>DAPC-03</i>	<i>DAPC-04</i>	<i>DAPC-05</i>
<u>Electrical data based on: electric reheat - <b>YES</b>, 5 lb/hr steam generator humidifier - <b>YES</b>, and NEXT SIZE MOTOR.</u>					
208-230/1/60	FLA/MCA/MOP	36/45/50	38/47/50	38/48/50	N/A
208-230/3/60	FLA/MCA/MOP	20/25/30	21/27/30	23/28/30	N/A
460/3/60	FLA/MCA/MOP	9.3/12/15	10/13/15	11/13/15	N/A
<u>Electrical data based on: electric reheat - <b>YES</b>, 10 lb/hr steam generator humidifier - <b>YES</b>, and NEXT SIZE MOTOR.</u>					
208-230/1/60	FLA/MCA/MOP	N/A	N/A	38/48/50	N/A
208-230/3/60	FLA/MCA/MOP	N/A	N/A	23/28/30	N/A
460/3/60	FLA/MCA/MOP	N/A	N/A	11/13/15	N/A
<u>Electrical data based on: electric reheat - <b>NO</b>, 5 lb/hr steam generator humidifier - <b>YES</b>, and NEXT SIZE MOTOR.</u>					
208-230/1/60	FLA/MCA/MOP	15/19/20	17/21/25	17/22/25	N/A
208-230/3/60	FLA/MCA/MOP	12/15/20	13/16/20	14/18/20	N/A
460/3/60	FLA/MCA/MOP	5.5/6.9/15	6.5/8.1/15	6.7/8.4/15	N/A
<u>Electrical data based on: electric reheat - <b>NO</b>, 10 lb/hr steam generator humidifier - <b>YES</b>, and NEXT SIZE MOTOR.</u>					
208-230/1/60	FLA/MCA/MOP	N/A	N/A	26/32/35	N/A
208-230/3/60	FLA/MCA/MOP	N/A	N/A	22/28/30	N/A
460/3/60	FLA/MCA/MOP	N/A	N/A	10/13/15	N/A
<u>Electrical data based on: electric reheat - <b>YES</b>, steam generator humidifier - <b>NO</b>, and NEXT SIZE MOTOR.</u>					
208-230/1/60	FLA/MCA/MOP	36/45/50	38/47/50	38/48/50	N/A
208-230/3/60	FLA/MCA/MOP	20/25/30	21/27/30	23/28/30	N/A
460/3/60	FLA/MCA/MOP	9.3/12/15	10/13/15	11/13/15	N/A
<u>Electrical data based on: electric reheat - <b>NO</b>, steam generator humidifier - <b>NO</b>, and NEXT SIZE MOTOR.</u>					
208-230/1/60	FLA/MCA/MOP	6.8/8.5/15	8.8/11/15	9.3/12/15	N/A
208-230/3/60	FLA/MCA/MOP	3.6/4.5/15	4.8/6.0/15	6.0/7.5/15	N/A
460/3/60	FLA/MCA/MOP	1.8/2.3/15	2.8/3.5/15	3.0/3.8/15	N/A
<u>Fan motor data</u>		<i>NEXT SIZE MOTOR</i>			
Horsepower		1	1-1/2	2	N/A
208-230/1/60	FLA	6.4	8.8	10.5	N/A
208-230/3/60	FLA	3.6	4.8	6.2	N/A
460/3/60	FLA	1.8	2.4	3.1	N/A

FLA - Full load amps

MCA - Minimum circuit amps (wire sizing amps)

MOP - Maximum over-current protection device amps

## Supplemental Electrical Data

### A. Split systems with indoor evaporator section and indoor condensing unit - dual power source

Electrical data for indoor condensing units with NEXT SIZE condenser fan motor.

<i>Model Number</i>		<i>DAAC-2.5</i>	<i>DAAC-03</i>	<i>DAAC-04</i>	<i>DAAC-05</i>
Next size condenser motor					
Horsepower		1	1-1/2	2	N/A
208-230/1/60	FLA	6.4	8.8	10.5	N/A
208-230/3/60	FLA	3.6	4.8	6.2	N/A
460/3/60	FLA	1.8	2.4	3.1	N/A
Condensing Unit					
208-230/1/60	FLA/MCA/MOP	20/24/35	25/29/40	33/39/60	N/A
208-230/3/60	FLA/MCA/MOP	13/15/20	15/18/25	20/23/35	N/A
460/3/60	FLA/MCA/MOP	6.3/7.4/15	7.9/9.2/15	10/12/15	N/A

### B. Split systems with indoor evaporator/condensing section and indoor condenser - dual power source

Electrical data for indoor condenser with NEXT SIZE condenser fan motor.

<i>Model</i>		<i>DAIC-2.5</i>	<i>DAIC-03</i>	<i>DAIC-04</i>	<i>DAIC-05</i>
Next size condenser motor					
Horsepower		1	1-1/2	2	N/A
208-230/1/60	FLA	6.4	8.8	10.5	N/A
208-230/3/60	FLA	3.6	4.8	6.2	N/A
460/3/60	FLA	1.8	2.4	3.1	N/A
Condenser					
208-230/1/60	FLA/MCA/MOP	6.8/8.5/15	8.8/11/15	9.3/12/15	N/A
208-230/3/60	FLA/MCA/MOP	3.6/4.5/15	4.8/7.1/15	6.0/7.5/15	N/A
460/3/60	FLA/MCA/MOP	1.8/2.3/15	2.8/3.5/15	3.0/3.8/15	N/A

FLA - Full load amps

MCA - Minimum circuit amps (wire sizing amps)

MOP - Maximum over-current protection device amps













**DATA AIRE INC.**

230 W. BlueRidge Avenue

Orange, CA 92865

800-347-2473

www.dataaire.com e-mail: sales@dataaire.com

A Member of the CS Group of Companies

© 2013 Data Aire, Inc.

Data Aire, Inc. reserves the right to make design changes for the purpose of product improvement, or to withdraw any design without notice.

DAMP-R-410a 0810 Rev. H



**DISTRIBUIDOR AUTORIZADO**

[WWW.SECOVI.COM](http://WWW.SECOVI.COM)

T. 800 273 2684

[INFORMES@SECOVI.COM](mailto:INFORMES@SECOVI.COM)